



CHPT LKGE+BFC - Q2 SEPTFONTAINES

Trié par meilleur tour

MINI 60 CIRCUIT DE L'ENCLOS 1,200 km

ESSAIS QUALIFICATIFS 11/04/2026 15:00

Qualifier (6:00 Temps) Démarré à 14:58:36

Pos.	N°	Nom complet	Meilleur tps	Dans tour	Diff.	Dernier tps	Catégorie	Club
1	511	MAXIME ROSSI	54.943	4		55.244	MINI 60	AUTOSPORT SCH
2	577	NAO BENDJEDIA	55.018	5	0.075	55.632	MINI U10	ASK CHARMES 03
3	509	MAXENCE BON	55.090	7	0.147	55.090	MINI 60	ASK DE L'ENCLOS
4	516	LENY LAMARCHE	55.273	4	0.330	56.015	MINI U10	ASK BESANCON C
5	517	LEONARD DUCROT	55.322	6	0.379	55.663	MINI 60	ASK DE L'ENCLOS
6	551	LAURA CRISTINI	55.327	6	0.384	56.238	MINI 60	ASK WITTENHEIM
7	515	OSCAR ANTOINE	55.634	3	0.691	56.249	MINI 60	ASK DE L'ENCLOS
8	563	LOUIS SAUTER	55.666	6	0.723	56.021	MINI 60	ASK WITTENHEIM
9	566	PAUL SAUTER	56.109	5	1.166	57.156	MINI 60	ASK WITTENHEIM
10	586	LEONEL DA SILVA	56.345	5	1.402	56.462	MINI U10	ACL LUXEMBOUR
11	531	THEO LEROY	56.495	6	1.552	56.495	MINI U10	ASK DE L'ENCLOS
12	582	LUCA PIZZARDO	56.601	6	1.658	56.601	MINI U10	ASK CHARMES 03
13	587	ALESSIO ANGOTTA	56.678	5	1.735	56.857	MINI U10	ASK CLUB BOUZO
14	579	LOLAN MALLET	56.782	5	1.839	56.960	MINI U10	ASK LAVILLEDIEU
15	522	JANE MOUREY	56.952	5	2.009	57.208	MINI U10	ASK ASCAP PAYS
16	512	SEBASTIEN HOFER	56.986	6	2.043	56.986	MINI 60	AUTOSPORT SCH
17	567	ALESSANDRA RIHN	57.005	5	2.062	58.981	MINI 60	ASK HAGUENAU C
18	536	MARIUS STEMPLFLE	57.981	5	3.038	58.489	MINI 60	ASK PONTARLIER
19	568	OKAN OZEL	58.060	4	3.117	58.890	MINI U10	ASK WITTENHEIM
20	510	GABIN MARTENS	58.473	5	3.530	59.689	MINI 60	ASK SENS 0488
21	502	ETHAN CART	58.651	5	3.708	59.305	MINI U10	ASK DE L'ENCLOS



CHPT LKGE+BFC - Q2 SEPTFONTAINES

MINI 60

CIRCUIT DE L'ENCLOS 1,200 km

ESSAIS QUALIFICATIFS

11/04/2026 15:00

Qualifier (6:00 Temps) Démarré à 14:58:36

Tour	Tps/tour	Diff.	Temps du jour
(511) MAXIME ROSSI			
1			14:59:40.366
2	56.108	+1.165	15:00:36.474
3	55.452	+0.509	15:01:31.926
4	54.943		15:02:26.869
5	55.291	+0.348	15:03:22.160
6	55.607	+0.664	15:04:17.767
7	55.244	+0.301	15:05:13.011

Tour	Tps/tour	Diff.	Temps du jour
(577) NAO BENDJEDIA			
1			14:59:40.027
2	56.197	+1.179	15:00:36.224
3	55.769	+0.751	15:01:31.993
4	55.242	+0.224	15:02:27.235
5	55.018		15:03:22.253
6	55.619	+0.601	15:04:17.872
7	55.632	+0.614	15:05:13.504

Tour	Tps/tour	Diff.	Temps du jour
(509) MAXENCE BON			
1			14:59:53.979
2	56.658	+1.568	15:00:50.637
3	56.901	+1.811	15:01:47.538
4	56.332	+1.242	15:02:43.870
5	55.508	+0.418	15:03:39.378
6	55.263	+0.173	15:04:34.641
7	55.090		15:05:29.731

Tour	Tps/tour	Diff.	Temps du jour
(516) LENY LAMARCHE			
1			14:59:39.851
2	56.190	+0.917	15:00:36.041
3	55.350	+0.077	15:01:31.391
4	55.273		15:02:26.664
5	55.328	+0.055	15:03:21.992
6	55.978	+0.705	15:04:17.970
7	56.015	+0.742	15:05:13.985

Tour	Tps/tour	Diff.	Temps du jour
(517) LEONARD DUCROT			
1			14:59:46.596
2	56.071	+0.749	15:00:42.667
3	55.410	+0.088	15:01:38.077
4	55.708	+0.386	15:02:33.785
5	55.585	+0.263	15:03:29.370
6	55.322		15:04:24.692
7	55.663	+0.341	15:05:20.355

Tour	Tps/tour	Diff.	Temps du jour
(551) LAURA CRISTINI			
1			14:59:42.226
2	56.508	+1.181	15:00:38.734
3	55.846	+0.519	15:01:34.580
4	55.349	+0.022	15:02:29.929
5	56.044	+0.717	15:03:25.973
6	55.327		15:04:21.300
7	56.238	+0.911	15:05:17.538

Tour	Tps/tour	Diff.	Temps du jour
(515) OSCAR ANTOINE			
1			15:00:53.377
2	57.203	+1.569	15:01:50.580
3	55.634		15:02:46.214
4	56.558	+0.924	15:03:42.772
5	56.249	+0.615	15:04:39.021

Tour	Tps/tour	Diff.	Temps du jour
(563) LOUIS SAUTER			
1			14:59:41.133
2	56.831	+1.165	15:00:37.964
3	56.020	+0.354	15:01:33.984

Tour	Tps/tour	Diff.	Temps du jour
4	55.766	+0.100	15:02:29.750
5	55.826	+0.160	15:03:25.576
6	55.666		15:04:21.242
7	56.021	+0.355	15:05:17.263

Tour	Tps/tour	Diff.	Temps du jour
(566) PAUL SAUTER			
1			14:59:52.102
2	58.062	+1.953	15:00:50.164
3	56.997	+0.888	15:01:47.161
4	56.797	+0.688	15:02:43.958
5	56.109		15:03:40.067
6	56.441	+0.332	15:04:36.508
7	57.156	+1.047	15:05:33.664

Tour	Tps/tour	Diff.	Temps du jour
(586) LEONEL DA SILVA			
1			14:59:47.405
2	57.370	+1.025	15:00:44.775
3	56.862	+0.517	15:01:41.637
4	56.748	+0.403	15:02:38.385
5	56.345		15:03:34.730
6	56.714	+0.369	15:04:31.444
7	56.462	+0.117	15:05:27.906

Tour	Tps/tour	Diff.	Temps du jour
(531) THEO LEROY			
1			14:59:50.630
2	59.356	+2.861	15:00:49.986
3	57.865	+1.370	15:01:47.851
4	57.760	+1.265	15:02:45.611
5	57.386	+0.891	15:03:42.997
6	56.495		15:04:39.492

Tour	Tps/tour	Diff.	Temps du jour
(582) LUCA PIZZARDO			
1			14:59:44.358
2	1:20.261	+23.660	15:01:04.619
3	56.872	+0.271	15:02:01.491
4	56.885	+0.284	15:02:58.376
5	56.650	+0.049	15:03:55.026
6	56.601		15:04:51.627

Tour	Tps/tour	Diff.	Temps du jour
(587) ALESSIO ANGOTTA			
1			14:59:52.460
2	57.964	+1.286	15:00:50.424
3	57.879	+1.201	15:01:48.303
4	57.563	+0.885	15:02:45.866
5	56.678		15:03:42.544
6	56.857	+0.179	15:04:39.401

Tour	Tps/tour	Diff.	Temps du jour
(579) LOLAN MALLET			
1			14:59:49.074
2	59.843	+3.061	15:00:48.917
3	57.829	+1.047	15:01:46.746
4	57.706	+0.924	15:02:44.452
5	56.782		15:03:41.234
6	56.960	+0.178	15:04:38.194

Tour	Tps/tour	Diff.	Temps du jour
(522) JANE MOUREY			
1			14:59:47.372
2	58.967	+2.015	15:00:46.339
3	1:00.709	+3.757	15:01:47.048
4	58.174	+1.222	15:02:45.222
5	56.952		15:03:42.174
6	57.208	+0.256	15:04:39.382

Tour	Tps/tour	Diff.	Temps du jour
(512) SEBASTIEN HOFER			
1			14:59:52.798
2	1:00.844	+3.858	15:00:53.642

Tour	Tps/tour	Diff.	Temps du jour
3	58.703	+1.717	15:01:52.345
4	57.954	+0.968	15:02:50.299
5	57.104	+0.118	15:03:47.403
6	56.986		15:04:44.389

Tour	Tps/tour	Diff.	Temps du jour
(567) ALESSANDRA RIIHN			
1			14:59:58.776
2	58.499	+1.494	15:00:57.275
3	59.118	+2.113	15:01:56.393
4	57.804	+0.799	15:02:54.197
5	57.005		15:03:51.202
6	58.981	+1.976	15:04:50.183

Tour	Tps/tour	Diff.	Temps du jour
(536) MARIUS STEMPFLE			
1			14:59:57.649
2	59.377	+1.396	15:00:57.026
3	59.564	+1.583	15:01:56.590
4	58.136	+0.155	15:02:54.726
5	57.981		15:03:52.707
6	58.489	+0.508	15:04:51.196

Tour	Tps/tour	Diff.	Temps du jour
(568) OKAN OZEL			
1			14:59:56.612
2	59.752	+1.692	15:00:56.364
3	59.586	+1.526	15:01:55.950
4	58.060		15:02:54.010
5	58.099	+0.039	15:03:52.109
6	58.890	+0.830	15:04:50.999

Tour	Tps/tour	Diff.	Temps du jour
(510) GABIN MARTENS			
1			14:59:55.413
2	58.929	+0.456	15:00:54.342
3	58.822	+0.349	15:01:53.164
4	59.287	+0.814	15:02:52.451
5	58.473		15:03:50.924
6	59.689	+1.216	15:04:50.613

Tour	Tps/tour	Diff.	Temps du jour
(502) ETHAN CART			
1			14:59:52.619
2	1:00.646	+1.995	15:00:53.265
3	59.203	+0.552	15:01:52.468
4	59.554	+0.903	15:02:52.022
5	58.651		15:03:50.673
6	59.305	+0.654	15:04:49.978



CHPT LKGE+BFC - Q2 SEPTFONTAINES

Tableau de tour

MINI 60

CIRCUIT DE L'ENCLOS 1,200 km

ESSAIS QUALIFICATIFS

11/04/2026 15:00

Qualifier (6:00 Temps) Démarré à 14:58:36

Pilotes	Tours							
	1	2	3	4	5	6	7	
LENY LAMARCHE (516)	1	516	516	516	516	516	511	511
NAO BENDJEDIA (577)	2	577	577	511	511	511	577	577
MAXIME ROSSI (511)	3	511	511	577	577	577	516	516
LOUIS SAUTER (563)	4	563	563	563	563	563	563	563
LAURA CRISTINI (551)	5	551	551	551	551	551	551	551
LUCA PIZZARDO (582)	6	582	517	517	517	517	517	517
LEONARD DUCROT (517)	7	517	586	586	586	586	586	586
JANE MOUREY (522)	8	522	522	579	509	509	509	509
LEONEL DA SILVA (586)	9	586	579	522	566	566	566	566
LOLAN MALLET (579)	10	579	531	566	579	579	579	579
THEO LEROY (531)	11	531	566	509	522	522	522	522
PAUL SAUTER (566)	12	566	587	531	531	587	587	587
ALESSIO ANGOTTA (587)	13	587	509	587	587	531	531	531
ETHAN CART (502)	14	502	502	512	512	512	512	512
SEBASTIEN HOFER (512)	15	512	512	502	502	502	502	502
MAXENCE BON (509)	16	509	510	510	510	510	567	567
GABIN MARTENS (510)	17	510	568	568	568	567	510	510
OKAN OZEL (568)	18	568	536	567	567	568	568	568
MARIUS STEMPFLE (536)	19	536	567	536	536	536	536	536
ALESSANDRA RIHN (567)	20	567	582	582	582	582	582	582
OSCAR ANTOINE (515)	21	515	515	515	515	515	515	515




CHPT LKGE+BFC - Q2 SEPTFONTAINES

MINI 60 CIRCUIT DE L'ENCLOS 1,200 km
 MANCHE 1 11/04/2026 16:55
 Course (8:00 et 1 Tours) Démarré à 17:13:11

10	58.060 568 OKAN OZEL	58.473 510 GABIN MARTENS
	19	20
9	57.005 567 ALESSANDRA RIHN	57.981 536 MARIUS STEMPFLE
	17	18
8	56.952 522 JANE MOUREY	56.986 512 SEBASTIEN HOFER
	15	16
7	56.678 587 ALESSIO ANGOTTA	56.782 579 LOLAN MALLET
	13	14
6	56.495 531 THEO LEROY	56.601 582 LUCA PIZZARDO
	11	12
5	56.109 566 PAUL SAUTER	56.345 586 LEONEL DA SILVA
	9	10
4	55.634 515 OSCAR ANTOINE	55.666 563 LOUIS SAUTER
	7	8
3	55.322 517 LEONARD DUCROT	55.327 551 LAURA CRISTINI
	5	6
2	55.090 509 MAXENCE BON	55.273 516 LENY LAMARCHE
	3	4
1	54.943 511 MAXIME ROSSI	55.018 577 NAO BENDJEDIA
	1	2

POLE POSITION



SOUS RESERVE DE CONTROLE TECHNIQUE ET/OU FAITS SPORTIFS Orbits

Directeur de course : I FAISCA/Président du collège : A POTHEE
 Organisateur : ASK Mirecourt/Chrono : M COSTANZO
 LIVETIMING RESULTATS SPEEDHIVE APP (FREE APP)



www.mylaps.com
 Licence pour: CIAO s.a.r.l



CHPT LKGE+BFC - Q2 SEPTFONTAINES

MINI 60

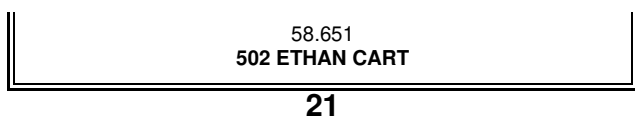
CIRCUIT DE L'ENCLOS 1,200 km

MANCHE 1

11/04/2026 16:55

Course (8:00 et 1 Tours) Démarré à 17:13:11

11



SOUS RESERVE DE CONTROLE TECHNIQUE ET/OU FAITS SPORTIFS

Orbits

Directeur de course : I FAISCA/Président du collège : A POTHEE

Organisateur : ASK Mirecourt/Chrono : M COSTANZO

LIVETIMING RESULTATS SPEEDHIVE APP (FREE APP)

Imprimé : 13/04/2026 20:09:48



www.mylaps.com
Licence pour: CIAO s.a.r.l

CHPT LKGE+BFC - Q2 SEPTFONTAINES

Trié par tour

MINI 60 CIRCUIT DE L'ENCLOS 1,200 km

MANCHE 1 11/04/2026 16:55

Course (8:00 et 1 Tours) Démarré à 17:13:11

Pos.	N°	Nom complet	Tours	Diff.	Meilleur tps	Dans tour	Correction du te	Catégorie	Club
1	511	MAXIME ROSSI	10		54.814	7		MINI 60	AUTOSPORT SCHWEIZ
2	509	MAXENCE BON	10	0.153	54.789	9		MINI 60	ASK DE L'ENCLOS 0465
3	577	NAO BENDJEDIA	10	2.025	54.729	6		MINI U10	ASK CHARMES 0352
4	516	LENY LAMARCHE	10	2.105	54.799	7		MINI U10	ASK BESANCON 0462
5	551	LAURA CRISTINI	10	9.716	55.443	4		MINI 60	ASK WITTENHEIM 0376
6	563	LOUIS SAUTER	10	9.859	55.696	7		MINI 60	ASK WITTENHEIM 0376
7	517	LEONARD DUCROT	10	10.417	54.920	7	5.000	MINI 60	ASK DE L'ENCLOS 0465
8	566	PAUL SAUTER	10	14.332	55.790	5		MINI 60	ASK WITTENHEIM 0376
9	587	ALESSIO ANGOTTA	10	14.361	56.041	9		MINI U10	ASK CLUB BOUZONVILLE 0358
10	582	LUCA PIZZARDO	10	20.269	56.101	10		MINI U10	ASK CHARMES 0352
11	567	ALESSANDRA RIHN	10	20.492	55.961	5		MINI 60	ASK HAGUENAU 0364
12	579	LOLAN MALLET	10	23.739	56.227	7		MINI U10	ASK LAVILLEDIEU 0556
13	512	SEBASTIEN HOFER	10	27.968	56.846	6		MINI 60	AUTOSPORT SCHWEIZ
14	568	OKAN OZEL	10	28.398	56.771	10		MINI U10	ASK WITTENHEIM 0376
15	586	LEONEL DA SILVA	10	31.057	56.020	7		MINI U10	ACL LUXEMBOURG
16	510	GABIN MARTENS	10	34.153	57.380	6		MINI 60	ASK SENS 0488
17	536	MARIUS STEMPFLE	10	43.718	57.983	10		MINI 60	ASK PONTARLIER 0464
18	522	JANE MOUREY	10	54.063	56.479	9		MINI U10	ASK ASCAP PAYS DE MONTBELLARD 04
19	502	ETHAN CART	9	1 Tour	58.536	6		MINI U10	ASK DE L'ENCLOS 0465
20	531	THEO LEROY	7	3 Tours	56.167	4		MINI U10	ASK DE L'ENCLOS 0465
Non classé									
NPD	515	OSCAR ANTOINE		NPD		0		MINI 60	ASK DE L'ENCLOS 0465

Annonces

N°517: 5S DE PENALITE POUR CARENAGE EN MAUVAISE POSITION

Marge de victoire	Vit. moy.	Meilleur tps/tour	Meilleure vit.	Meilleur tour
0.153	77,663	54.729	78,934	577 - NAO BENDJEDIA

SOUS RESERVE DE CONTROLE TECHNIQUE ET/OU FAITS SPORTIFS

Orbits

Directeur de course : I FAISCA/Président du collège : A POTHEE

Organisateur : ASK Mirecourt/Chrono : M COSTANZO

LIVETIMING RESULTATS SPEEDHIVE APP (FREE APP)

Imprimé : 13/04/2026 20:09:58



www.mylaps.com
Licence pour: CIAO s.a.r.l

CHPT LKGE+BFC - Q2 SEPTFONTAINES

MINI 60

CIRCUIT DE L'ENCLOS 1,200 km

MANCHE 1

11/04/2026 16:55

Course (8:00 et 1 Tours) Démarré à 17:13:11

Tour	Tps/tour	Diff.	Temps du jour
(511) MAXIME ROSSI			
1	57.641	+2.827	17:14:11.327
2	55.488	+0.674	17:15:06.815
3	55.258	+0.444	17:16:02.073
4	55.124	+0.310	17:16:57.197
5	55.162	+0.348	17:17:52.359
6	55.241	+0.427	17:18:47.600
7	54.814		17:19:42.414
8	55.033	+0.219	17:20:37.447
9	55.005	+0.191	17:21:32.452
10	55.043	+0.229	17:22:27.495

Tour	Tps/tour	Diff.	Temps du jour
(509) MAXENCE BON			
1	57.790	+3.001	17:14:11.600
2	55.469	+0.680	17:15:07.069
3	55.151	+0.362	17:16:02.220
4	55.069	+0.280	17:16:57.289
5	55.130	+0.341	17:17:52.419
6	55.264	+0.475	17:18:47.683
7	54.882	+0.093	17:19:42.565
8	55.378	+0.589	17:20:37.943
9	54.789		17:21:32.732
10	54.916	+0.127	17:22:27.648

Tour	Tps/tour	Diff.	Temps du jour
(577) NAO BENDJEDIA			
1	58.609	+3.880	17:14:12.359
2	55.654	+0.925	17:15:08.013
3	55.586	+0.857	17:16:03.599
4	54.998	+0.269	17:16:58.597
5	55.114	+0.385	17:17:53.711
6	54.729		17:18:48.440
7	54.864	+0.135	17:19:43.304
8	55.417	+0.688	17:20:38.721
9	55.643	+0.914	17:21:34.364
10	55.156	+0.427	17:22:29.520

Tour	Tps/tour	Diff.	Temps du jour
(516) LENY LAMARCHE			
1	58.727	+3.928	17:14:12.638
2	55.927	+1.128	17:15:08.565
3	55.517	+0.718	17:16:04.082
4	55.068	+0.269	17:16:59.150
5	55.082	+0.283	17:17:54.232
6	54.974	+0.175	17:18:49.206
7	54.799		17:19:44.005
8	54.844	+0.045	17:20:38.849
9	55.655	+0.856	17:21:34.504
10	55.096	+0.297	17:22:29.600

Tour	Tps/tour	Diff.	Temps du jour
(551) LAURA CRISTINI			
1	59.367	+3.924	17:14:13.370
2	56.164	+0.721	17:15:09.534
3	56.388	+0.945	17:16:05.922
4	55.443		17:17:01.365
5	55.837	+0.394	17:17:57.202
6	56.072	+0.629	17:18:53.274
7	55.532	+0.089	17:19:48.806
8	56.085	+0.642	17:20:44.891
9	56.031	+0.588	17:21:40.922
10	56.289	+0.846	17:22:37.211

Tour	Tps/tour	Diff.	Temps du jour
(563) LOUIS SAUTER			
1	58.909	+3.213	17:14:13.024
2	56.214	+0.518	17:15:09.238
3	56.317	+0.621	17:16:05.555
4	55.710	+0.014	17:17:01.265

Tour	Tps/tour	Diff.	Temps du jour
5	55.821	+0.125	17:17:57.086
6	55.969	+0.273	17:18:53.055
7	55.696		17:19:48.751
8	56.084	+0.388	17:20:44.835
9	56.022	+0.326	17:21:40.857
10	56.497	+0.801	17:22:37.354

Tour	Tps/tour	Diff.	Temps du jour
(517) LEONARD DUCROT			
1	57.951	+3.031	17:14:11.972
2	55.921	+1.001	17:15:07.893
3	56.001	+1.081	17:16:03.894
4	55.192	+0.272	17:16:59.086
5	55.005	+0.085	17:17:54.091
6	55.900	+0.980	17:18:49.991
7	54.920		17:19:44.911
8	54.977	+0.057	17:20:39.888
9	57.730	+2.810	17:21:37.618
10	55.294	+0.374	17:22:32.912

Tour	Tps/tour	Diff.	Temps du jour
(566) PAUL SAUTER			
1	59.244	+3.454	17:14:13.636
2	56.811	+1.021	17:15:10.447
3	56.085	+0.295	17:16:06.532
4	56.445	+0.655	17:17:02.977
5	55.790		17:17:58.767
6	56.476	+0.686	17:18:55.243
7	56.349	+0.559	17:19:51.592
8	56.183	+0.393	17:20:47.775
9	56.529	+0.739	17:21:44.304
10	57.523	+1.733	17:22:41.827

Tour	Tps/tour	Diff.	Temps du jour
(587) ALESSIO ANGOTTA			
1	59.773	+3.732	17:14:14.620
2	56.816	+0.775	17:15:11.436
3	56.453	+0.412	17:16:07.889
4	56.394	+0.353	17:17:04.283
5	56.188	+0.147	17:18:00.471
6	56.267	+0.226	17:18:56.738
7	56.223	+0.182	17:19:52.961
8	56.134	+0.093	17:20:49.095
9	56.041		17:21:45.136
10	56.720	+0.679	17:22:41.856

Tour	Tps/tour	Diff.	Temps du jour
(582) LUCA PIZZARDO			
1	1:01.930	+5.829	17:14:16.721
2	57.618	+1.517	17:15:14.339
3	57.460	+1.359	17:16:11.799
4	56.685	+0.584	17:17:08.484
5	56.942	+0.841	17:18:05.426
6	56.817	+0.716	17:19:02.243
7	56.542	+0.441	17:19:58.785
8	56.194	+0.093	17:20:54.979
9	56.684	+0.583	17:21:51.663
10	56.101		17:22:47.764

Tour	Tps/tour	Diff.	Temps du jour
(567) ALESSANDRA RIHN			
1	1:02.585	+6.624	17:14:18.039
2	58.598	+2.637	17:15:16.637
3	57.262	+1.301	17:16:13.899
4	56.945	+0.984	17:17:10.844
5	55.961		17:18:06.805
6	56.007	+0.046	17:19:02.812
7	56.267	+0.306	17:19:59.079
8	56.309	+0.348	17:20:55.388
9	56.208	+0.247	17:21:51.596
10	56.391	+0.430	17:22:47.987

Tour	Tps/tour	Diff.	Temps du jour
(579) LOLAN MALLET			
1	1:01.565	+5.338	17:14:16.667
2	58.039	+1.812	17:15:14.706
3	57.386	+1.159	17:16:12.092
4	56.684	+0.457	17:17:08.776
5	56.951	+0.724	17:18:05.727
6	57.017	+0.790	17:19:02.744
7	56.227		17:19:58.971
8	57.563	+1.336	17:20:56.534
9	57.518	+1.291	17:21:54.052
10	57.182	+0.955	17:22:51.234

Tour	Tps/tour	Diff.	Temps du jour
(512) SEBASTIEN HOFER			
1	1:02.038	+5.192	17:14:17.322
2	58.569	+1.723	17:15:15.891
3	57.487	+0.641	17:16:13.378
4	57.990	+1.144	17:17:11.368
5	57.121	+0.275	17:18:08.489
6	56.846		17:19:05.335
7	57.409	+0.563	17:20:02.744
8	57.565	+0.719	17:21:00.309
9	57.370	+0.524	17:21:57.679
10	57.784	+0.938	17:22:55.463

Tour	Tps/tour	Diff.	Temps du jour
(568) OKAN OZEL			
1	1:01.825	+5.054	17:14:17.855
2	58.708	+1.937	17:15:16.563
3	57.922	+1.151	17:16:14.485
4	57.867	+1.096	17:17:12.352
5	57.867	+1.096	17:18:10.219
6	57.548	+0.777	17:19:07.767
7	57.070	+0.299	17:20:04.837
8	57.274	+0.503	17:21:02.111
9	57.011	+0.240	17:21:59.122
10	56.771		17:22:55.893

Tour	Tps/tour	Diff.	Temps du jour
(586) LEONEL DA SILVA			
1	1:12.839	+16.819	17:14:27.572
2	57.984	+1.964	17:15:25.556
3	57.377	+1.357	17:16:22.933
4	57.108	+1.088	17:17:20.041
5	56.505	+0.485	17:18:16.546
6	56.474	+0.454	17:19:13.020
7	56.020		17:20:09.040
8	56.547	+0.527	17:21:05.587
9	56.681	+0.661	17:22:02.268
10	56.284	+0.264	17:22:58.552

Tour	Tps/tour	Diff.	Temps du jour
(510) GABIN MARTENS			
1	1:02.832	+5.452	17:14:18.645
2	58.805	+1.425	17:15:17.450
3	57.633	+0.253	17:16:15.083
4	58.030	+0.650	17:17:13.113
5	57.671	+0.291	17:18:10.784
6	57.380		17:19:08.164
7	57.993	+0.613	17:20:06.157
8	58.279	+0.899	17:21:04.436
9	57.660	+0.280	17:22:02.096
10	59.552	+2.172	17:23:01.648

Tour	Tps/tour	Diff.	Temps du jour
(536) MARIUS STEMPLLE			
1	1:06.196	+8.213	17:14:22.754
2	1:01.134	+3.151	17:15:23.888
3	59.234	+1.251	17:16:23.122
4	58.558	+0.575	17:17:21.680

SOUS RESERVE DE CONTROLE TECHNIQUE ET/OU FAITS SPORTIFS Orbits

Directeur de course : I FAISCA/Président du collège : A POTHEE

Organisateur : ASK Mirecourt/Chrono : M COSTANZO

LIVETIMING RESULTATS SPEEDHIVE APP (FREE APP)

Imprimé : 13/04/2026 20:10:05



www.mylaps.com

Licence pour: CIAO s.a.r.l



CHPT LKGE+BFC - Q2 SEPTFONTAINES

MINI 60 CIRCUIT DE L'ENCLOS 1,200 km

MANCHE 1 11/04/2026 16:55

Course (8:00 et 1 Tours) Démarré à 17:13:11

Tour	Tps/tour	Diff.	Temps du jour
5	58.003	+0.020	17:18:19.683
6	58.113	+0.130	17:19:17.796
7	58.011	+0.028	17:20:15.807
8	58.132	+0.149	17:21:13.939
9	59.291	+1.308	17:22:13.230
10	57.983		17:23:11.213

(522) JANE MOUREY

Tour	Tps/tour	Diff.	Temps du jour
1	1:28.143	+31.664	17:14:43.416
2	57.627	+1.148	17:15:41.043
3	59.384	+2.905	17:16:40.427
4	59.387	+2.908	17:17:39.814
5	58.080	+1.601	17:18:37.894
6	56.590	+0.111	17:19:34.484
7	57.102	+0.623	17:20:31.586
8	56.716	+0.237	17:21:28.302
9	56.479		17:22:24.781
10	56.777	+0.298	17:23:21.558

(502) ETHAN CART

Tour	Tps/tour	Diff.	Temps du jour
1	1:23.932	+25.396	17:14:40.160
2	1:00.629	+2.093	17:15:40.789
3	59.443	+0.907	17:16:40.232
4	59.186	+0.650	17:17:39.418
5	59.301	+0.765	17:18:38.719
6	58.536		17:19:37.255
7	1:01.308	+2.772	17:20:38.563
8	59.352	+0.816	17:21:37.915
9	59.760	+1.224	17:22:37.675

(531) THEO LEROY

Tour	Tps/tour	Diff.	Temps du jour
1	59.642	+3.475	17:14:14.079
2	57.035	+0.868	17:15:11.114
3	56.709	+0.542	17:16:07.823
4	56.167		17:17:03.990
5	56.237	+0.070	17:18:00.227
6	56.630	+0.463	17:18:56.857
7	1:03.360	+7.193	17:20:00.217

Tour	Tps/tour	Diff.	Temps du jour
------	----------	-------	---------------

Tour	Tps/tour	Diff.	Temps du jour
------	----------	-------	---------------

SOUS RESERVE DE CONTROLE TECHNIQUE ET/OU FAITS SPORTIFS Orbits




CHPT LKGE+BFC - Q2 SEPTFONTAINES

Tableau de tour

MINI 60 CIRCUIT DE L'ENCLOS 1,200 km

MANCHE 1 11/04/2026 16:55

Course (8:00 et 1 Tours) Démarré à 17:13:11



Pilotes	Tours											
	0	1	2	3	4	5	6	7	8	9	10	
MAXIME ROSSI (511)	1	511	511	511	511	511	511	511	511	511	511	511
NAO BENDJEDIA (577)	2	577	509	509	509	509	509	509	509	509	509	509
MAXENCE BON (509)	3	509	517	517	577	577	577	577	577	577	577	577
LENY LAMARCHE (516)	4	516	577	577	517	517	517	516	516	516	516	516
LAURA CRISTINI (551)	5	551	516	516	516	516	517	517	517	517	517	517
LEONARD DUCROT (517)	6	517	563	563	563	563	563	563	563	563	563	551
LOUIS SAUTER (563)	7	563	551	551	551	551	551	551	551	551	551	563
PAUL SAUTER (566)	8	566	566	566	566	566	566	566	566	566	566	566
THEO LEROY (531)	9	531	531	531	531	531	587	587	587	587	587	587
LEONEL DA SILVA (586)	10	586	587	587	587	587	531	582	582	567	582	582
LUCA PIZZARDO (582)	11	582	579	582	582	582	582	579	567	582	567	567
ALESSIO ANGOTTA (587)	12	587	582	579	579	579	579	567	579	579	579	579
LOLAN MALLET (579)	13	579	512	512	512	567	567	567	531	512	512	512
JANE MOUREY (522)	14	522	568	568	567	512	512	512	512	568	568	568
SEBASTIEN HOFER (512)	15	512	567	567	568	568	568	568	568	510	510	586
ALESSANDRA RIHN (567)	16	567	510	510	510	510	510	510	510	586	586	510
GABIN MARTENS (510)	17	510	536	536	586	586	586	586	586	536	536	536
OKAN OZEL (568)	18	568	586	586	536	536	536	536	536	522	522	522
ETHAN CART (502)	19	502	502	502	502	502	522	522	522	502	502	502
MARIUS STEMPELLE (536)	20	536	522	522	522	502	502	502	502	502	502	502
-	21											

CHPT LKGE+BFC - Q2 SEPTFONTAINES

Trié par tour

MINI 60 CIRCUIT DE L'ENCLOS 1,200 km

MANCHE 2 12/04/2026 09:15

Course (8:00 et 1 Tours) Démarré à 9:36:50

Pos.	N°	Nom complet	Tours	Diff.	Meilleur tps	Dans tour	Correction du te	Catégorie	Club
1	509	MAXENCE BON	8		1:15.736	6		MINI 60	ASK DE L'ENCLOS 0465
2	516	LENY LAMARCHE	8	6.122	1:15.403	8		MINI U10	ASK BESANCON 0462
3	511	MAXIME ROSSI	8	18.764	1:15.907	8		MINI 60	AUTOSPORT SCHWEIZ
4	551	LAURA CRISTINI	8	33.332	1:19.339	8		MINI 60	ASK WITTENHEIM 0376
5	586	LEONEL DA SILVA	8	33.840	1:18.516	5		MINI U10	ACL LUXEMBOURG
6	517	LEONARD DUCROT	8	42.740	1:17.326	8		MINI 60	ASK DE L'ENCLOS 0465
7	577	NAO BENDJEDIA	8	50.182	1:16.609	8		MINI U10	ASK CHARMES 0352
8	566	PAUL SAUTER	8	:01.115	1:18.121	8		MINI 60	ASK WITTENHEIM 0376
9	512	SEBASTIEN HOFER	8	:06.824	1:20.048	3		MINI 60	AUTOSPORT SCHWEIZ
10	567	ALESSANDRA RIHN	8	:18.742	1:20.645	3		MINI 60	ASK HAGUENAU 0364
11	563	LOUIS SAUTER	7	1 Tour	1:17.533	6		MINI 60	ASK WITTENHEIM 0376
12	582	LUCA PIZZARDO	7	1 Tour	1:21.608	4		MINI U10	ASK CHARMES 0352
13	531	THEO LEROY	7	1 Tour	1:20.459	5		MINI U10	ASK DE L'ENCLOS 0465
14	536	MARIUS STEMPLFLE	7	1 Tour	1:23.500	3		MINI 60	ASK PONTARLIER 0464
15	579	LOLAN MALLET	6	2 Tours	1:23.150	3		MINI U10	ASK LAVILLEDIEU 0556
16	568	OKAN OZEL	6	2 Tours	1:24.288	4		MINI U10	ASK WITTENHEIM 0376
17	587	ALESSIO ANGOTTA	6	2 Tours	1:18.603	5		MINI U10	ASK CLUB BOUZONVILLE 0358
18	522	JANE MOUREY	4	4 Tours	1:26.807	4		MINI U10	ASK ASCAP PAYS DE MONTBELLARD 04
19	510	GABIN MARTENS	3	5 Tours	1:25.009	2	5.000	MINI 60	ASK SENS 0488
20	502	ETHAN CART		8 Tours		0		MINI U10	ASK DE L'ENCLOS 0465
Non classé									
NPD	515	OSCAR ANTOINE		NPD		0		MINI 60	ASK DE L'ENCLOS 0465

Annonces

N°510 5S DE PENALITE POUR CARENAGE EN MAUVAISE POSITION

Marge de victoire	Vit. moy.	Meilleur tps/tour	Meilleure vit.	Meilleur tour
6.122	56,055	1:15.403	57,292	516 - LENY LAMARCHE

SOUS RESERVE DE CONTROLE TECHNIQUE ET/OU FAITS SPORTIFS

Orbits

Directeur de course : I FAISCA/Président du collège : A POTHEE

Organisateur : ASK Mirecourt/Chrono : M COSTANZO

LIVETIMING RESULTATS SPEEDHIVE APP (FREE APP)

Imprimé : 13/04/2026 20:10:19



www.mylaps.com
Licence pour: CIAO s.a.r.l

CHPT LKGE+BFC - Q2 SEPTFONTAINES

MINI 60

CIRCUIT DE L'ENCLOS 1,200 km

MANCHE 2

12/04/2026 09:15

Course (8:00 et 1 Tours) Démarré à 9:36:50

Tour Tps/tour Diff. Temps du jour

(509) MAXENCE BON

1	1:18.486	+2.750	9:38:12.058
2	1:16.845	+1.109	9:39:28.903
3	1:16.520	+0.784	9:40:45.423
4	1:15.926	+0.190	9:42:01.349
5	1:16.005	+0.269	9:43:17.354
6	1:15.736		9:44:33.090
7	1:16.454	+0.718	9:45:49.544
8	1:17.821	+2.085	9:47:07.365

(516) LENY LAMARCHE

1	1:26.389	+10.986	9:38:20.028
2	1:17.547	+2.144	9:39:37.575
3	1:16.595	+1.192	9:40:54.170
4	1:16.475	+1.072	9:42:10.645
5	1:16.007	+0.604	9:43:26.652
6	1:15.794	+0.391	9:44:42.446
7	1:15.638	+0.235	9:45:58.084
8	1:15.403		9:47:13.487

(511) MAXIME ROSSI

1	1:26.073	+10.166	9:38:19.521
2	1:17.527	+1.620	9:39:37.048
3	1:17.017	+1.110	9:40:54.065
4	1:25.926	+10.019	9:42:19.991
5	1:17.744	+1.837	9:43:37.735
6	1:16.448	+0.541	9:44:54.183
7	1:16.039	+0.132	9:46:10.222
8	1:15.907		9:47:26.129

(551) LAURA CRISTINI

1	1:20.871	+1.532	9:38:14.667
2	1:20.815	+1.476	9:39:35.482
3	1:24.107	+4.768	9:40:59.589
4	1:19.984	+0.645	9:42:19.573
5	1:21.116	+1.777	9:43:40.689
6	1:20.682	+1.343	9:45:01.371
7	1:19.987	+0.648	9:46:21.358
8	1:19.339		9:47:40.697

(586) LEONEL DA SILVA

1	1:26.560	+8.044	9:38:21.088
2	1:20.586	+2.070	9:39:41.674
3	1:21.492	+2.976	9:41:03.166
4	1:21.125	+2.609	9:42:24.291
5	1:18.516		9:43:42.807
6	1:19.102	+0.586	9:45:01.909
7	1:20.530	+2.014	9:46:22.439
8	1:18.766	+0.250	9:47:41.205

(517) LEONARD DUCROT

1	1:27.990	+10.664	9:38:21.738
2	1:19.597	+2.271	9:39:41.335
3	1:19.677	+2.351	9:41:01.012
4	1:29.991	+12.665	9:42:31.003
5	1:18.958	+1.632	9:43:49.961
6	1:25.197	+7.871	9:45:15.158
7	1:17.621	+0.295	9:46:32.779
8	1:17.326		9:47:50.105

(577) NAO BENDJEDIA

1	1:25.302	+8.693	9:38:18.697
2	1:30.464	+13.855	9:39:49.161
3	1:17.531	+0.922	9:41:06.692
4	1:31.429	+14.820	9:42:38.121

Tour Tps/tour Diff. Temps du jour

5	1:18.525	+1.916	9:43:56.646
6	1:18.923	+2.314	9:45:15.569
7	1:25.369	+8.760	9:46:40.938
8	1:16.609		9:47:57.547

(566) PAUL SAUTER

1	1:39.742	+21.621	9:38:34.002
2	1:21.325	+3.204	9:39:55.327
3	1:19.966	+1.845	9:41:15.293
4	1:22.288	+4.167	9:42:37.581
5	1:20.172	+2.051	9:43:57.753
6	1:19.701	+1.580	9:45:17.454
7	1:32.905	+14.784	9:46:50.359
8	1:18.121		9:48:08.480

(512) SEBASTIEN HOFER

1	1:27.658	+7.610	9:38:24.224
2	1:21.263	+1.215	9:39:45.487
3	1:20.048		9:41:05.535
4	1:43.248	+23.200	9:42:48.783
5	1:21.560	+1.512	9:44:10.343
6	1:20.842	+0.794	9:45:31.185
7	1:21.507	+1.459	9:46:52.692
8	1:21.497	+1.449	9:48:14.189

(567) ALESSANDRA RIHN

1	1:27.212	+6.567	9:38:22.501
2	1:21.992	+1.347	9:39:44.493
3	1:20.645		9:41:05.138
4	1:37.832	+17.187	9:42:42.970
5	1:23.055	+2.410	9:44:06.025
6	1:22.787	+2.142	9:45:28.812
7	1:23.422	+2.777	9:46:52.234
8	1:33.873	+13.228	9:48:26.107

(563) LOUIS SAUTER

1	1:22.864	+5.331	9:38:16.844
2	1:18.400	+0.867	9:39:35.244
3	1:18.225	+0.692	9:40:53.469
4	1:17.921	+0.388	9:42:11.390
5	1:17.741	+0.208	9:43:29.131
6	1:17.533		9:44:46.664
7	1:17.716	+0.183	9:46:04.380

(582) LUCA PIZZARDO

1	1:34.359	+12.751	9:38:28.906
2	1:43.595	+21.987	9:40:12.501
3	1:24.765	+3.157	9:41:37.266
4	1:21.608		9:42:58.874
5	1:23.021	+1.413	9:44:21.895
6	1:22.762	+1.154	9:45:44.657
7	1:42.785	+21.177	9:47:27.442

(531) THEO LEROY

1	1:22.869	+2.410	9:38:17.353
2	1:22.113	+1.654	9:39:39.466
3	1:28.110	+7.651	9:41:07.576
4	1:29.826	+9.367	9:42:37.402
5	1:20.459		9:43:57.861
6	2:24.031	+1:03.572	9:46:21.892
7	1:30.947	+10.488	9:47:52.839

(536) MARIUS STEMPFLE

1	1:29.848	+6.348	9:38:25.374
2	1:25.059	+1.559	9:39:50.433
3	1:23.500		9:41:13.933

Tour Tps/tour Diff. Temps du jour

4	1:41.528	+18.028	9:42:55.461
5	1:23.817	+0.317	9:44:19.278
6	1:24.217	+0.717	9:45:43.495
7	2:15.141	+51.641	9:47:58.636

(579) LOLAN MALLET

1	1:24.994	+1.844	9:38:19.851
2	2:34.434	+1:11.284	9:40:54.285
3	1:23.150		9:42:17.435
4	1:24.671	+1.521	9:43:42.106
5	2:00.475	+37.325	9:45:42.581
6	1:26.045	+2.895	9:47:08.626

(568) OKAN OZEL

1	1:40.549	+16.261	9:39:00.831
2	1:51.514	+27.226	9:40:52.345
3	1:55.216	+30.928	9:42:47.561
4	1:24.288		9:44:11.849
5	1:36.652	+12.364	9:45:48.501
6	1:36.923	+12.635	9:47:25.424

(587) ALESSIO ANGOTTA

1	1:27.930	+9.327	9:39:16.728
2	1:55.167	+36.564	9:41:11.895
3	1:49.584	+30.981	9:43:01.479
4	1:35.554	+16.951	9:44:37.033
5	1:18.603		9:45:55.636
6	1:54.607	+36.004	9:47:50.243

(522) JANE MOUREY

1	1:35.245	+8.438	9:38:33.782
2	1:36.924	+10.117	9:40:10.706
3	1:29.678	+2.871	9:41:40.384
4	1:26.807		9:43:07.191

(510) GABIN MARTENS

1	1:48.873	+23.864	9:38:44.693
2	1:25.009		9:40:09.702
3	1:45.190	+20.181	9:41:54.892



CHPT LKGE+BFC - Q2 SEPTFONTAINES

Tableau de tour

MINI 60

CIRCUIT DE L'ENCLOS 1,200 km

MANCHE 2

12/04/2026 09:15

Course (8:00 et 1 Tours) Démarré à 9:36:50

Pilotes	Tours									
	0	1	2	3	4	5	6	7	8	
NAO BENDJEDIA (577)	1	577	509	509	509	509	509	509	509	509
MAXIME ROSSI (511)	2	511	551	563	563	516	516	516	516	516
MAXENCE BON (509)	3	509	563	551	511	563	563	563	563	511
LENY LAMARCHE (516)	4	516	531	511	516	551	511	511	511	551
LEONARD DUCROT (517)	5	517	577	516	551	511	551	551	551	586
LAURA CRISTINI (551)	6	551	511	531	517	586	586	586	586	517
LOUIS SAUTER (563)	7	563	579	517	586	517	517	517	517	577
PAUL SAUTER (566)	8	566	516	586	567	531	577	577	577	566
THEO LEROY (531)	9	531	586	567	512	566	566	566	566	512
LEONEL DA SILVA (586)	10	586	517	512	577	577	531	567	567	567
LUCA PIZZARDO (582)	11	582	567	577	531	567	567	512	512	
LOLAN MALLET (579)	12	579	512	536	536	512	512	536	582	
ALESSANDRA RIHN (567)	13	567	536	566	566	536	536	582	531	
MARIUS STEMPELLE (536)	14	536	582	510	582	582	582	531	536	
GABIN MARTENS (510)	15	510	522	522	522	522	579	579		
SEBASTIEN HOFER (512)	16	512	566	582	510	579	568	568		
ETHAN CART (502)	17	502	510	568	579	568	587	587		
JANE MOUREY (522)	18	522	568	579	568	587				
OKAN OZEL (568)	19	568	587	587	587					
ALESSIO ANGOTTA (587)	20	587								
-	21									



CHPT LKGE+BFC - Q2 SEPTFONTAINES

MINI 60 CIRCUIT DE L'ENCLOS 1,200 km

CUMUL M1 + M2

Pos.	N°	Nom complet	M1	M2	Total points	Catégorie	Club
1	509	MAXENCE BON	44	50	94	MINI 60	ASK DE L'ENCLOS 0465
2	511	MAXIME ROSSI	50	41	91	MINI 60	AUTOSPORT SCHWEIZ
3	516	LENY LAMARCHE	38	44	82	MINI U10	ASK BESANCON 0462
4	551	LAURA CRISTINI	36	38	74	MINI 60	ASK WITTENHEIM 0376
5	577	NAO BENDJEDIA	41	32	73	MINI U10	ASK CHARMES 0352
6	517	LEONARD DUCROT	32	34	66	MINI 60	ASK DE L'ENCLOS 0465
7	563	LOUIS SAUTER	34	26	60	MINI 60	ASK WITTENHEIM 0376
8	566	PAUL SAUTER	30	30	60	MINI 60	ASK WITTENHEIM 0376
9	586	LEONEL DA SILVA	22	36	58	MINI U10	ACL LUXEMBOURG
10	567	ALESSANDRA RIHN	26	27	53	MINI 60	ASK HAGUENAU 0364
11	582	LUCA PIZZARDO	27	25	52	MINI U10	ASK CHARMES 0352
12	512	SEBASTIEN HOFER	24	28	52	MINI 60	AUTOSPORT SCHWEIZ
13	587	ALESSIO ANGOTTA	28	20	48	MINI U10	ASK CLUB BOUZONVILLE 0358
14	579	LOLAN MALLET	25	22	47	MINI U10	ASK LAVILLEDIEU 0556
15	568	OKAN OZEL	23	21	44	MINI U10	ASK WITTENHEIM 0376
16	536	MARIUS STEMPLFLE	20	23	43	MINI 60	ASK PONTARLIER 0464
17	531	THEO LEROY	17	24	41	MINI U10	ASK DE L'ENCLOS 0465
18	510	GABIN MARTENS	21	18	39	MINI 60	ASK SENS 0488
19	522	JANE MOUREY	19	19	38	MINI U10	ASK ASCAP PAYS DE MONTBELLiard 0453
20	502	ETHAN CART	18	17	35	MINI U10	ASK DE L'ENCLOS 0465
NPD	515	OSCAR ANTOINE	15	15	30	MINI 60	ASK DE L'ENCLOS 0465

CHPT LKGE+BFC - Q2 SEPTFONTAINES

MINI 60

CIRCUIT DE L'ENCLOS 1,200 km

SUPER MANCHE

12/04/2026 11:40

Course (10:00 et 1 Tours) Démarré à 12:29:04

10

522 JANE MOUREY

19

502 ETHAN CART

20

9

531 THEO LEROY

17

510 GABIN MARTENS

18

8

568 OKAN OZEL

15

536 MARIUS STEMPFLE

16

7

587 ALESSIO ANGOTTA

13

579 LOLAN MALLET

14

6

582 LUCA PIZZARDO

11

512 SEBASTIEN HOFER

12

5

586 LEONEL DA SILVA

9

567 ALESSANDRA RIHN

10

4

563 LOUIS SAUTER

7

566 PAUL SAUTER

8

3

577 NAO BENDJEDIA

5

517 LEONARD DUCROT

6

2

516 LENY LAMARCHE

3

551 LAURA CRISTINI

4

1

509 MAXENCE BON

1

511 MAXIME ROSSI

2

POLE POSITION

SOUS RESERVE DE CONTROLE TECHNIQUE ET/OU FAITS SPORTIFS

Orbits

Directeur de course : I FAISCA/Président du collège : A POTHEE

Organisateur : ASK Mirecourt/Chrono : M COSTANZO

LIVETIMING RESULTATS SPEEDHIVE APP (FREE APP)

Imprimé : 13/04/2026 20:10:56



www.mylaps.com
Licence pour: CIAO s.a.r.l

Page 1/2



CHPT LKGE+BFC - Q2 SEPTFONTAINES

MINI 60

CIRCUIT DE L'ENCLOS 1,200 km

SUPER MANCHE

12/04/2026 11:40

Course (10:00 et 1 Tours) Démarré à 12:29:04

11

515 OSCAR ANTOINE

21

SOUS RESERVE DE CONTROLE TECHNIQUE ET/OU FAITS SPORTIFS

Orbits

Directeur de course : I FAISCA/Président du collège : A POTHEE

Organisateur : ASK Mirecourt/Chrono : M COSTANZO

LIVETIMING RESULTATS SPEEDHIVE APP (FREE APP)

Imprimé : 13/04/2026 20:10:56



www.mylaps.com
Licence pour: CIAO s.a.r.l

Page 2/2



CHPT LKGE+BFC - Q2 SEPTFONTAINES

Trié par tour

MINI 60 CIRCUIT DE L'ENCLOS 1,200 km

SUPER MANCHE 12/04/2026 11:40

Course (10:00 et 1 Tours) Démarré à 12:29:04

Pos.	N°	Nom complet	Tours	Diff.	Meilleur tps	Dans tour	Correction du te	Catégorie	Club
1	509	MAXENCE BON	9		1:15.477	5		MINI 60	ASK DE L'ENCLOS 0465
2	511	MAXIME ROSSI	9	0.411	1:15.409	5		MINI 60	AUTOSPORT SCHWEIZ
3	577	NAO BENDJEDIA	9	20.768	1:15.796	9	5.000	MINI U10	ASK CHARMES 0352
4	586	LEONEL DA SILVA	9	31.761	1:18.193	1		MINI U10	ACL LUXEMBOURG
5	515	OSCAR ANTOINE	9	34.122	1:18.816	7		MINI 60	ASK DE L'ENCLOS 0465
6	531	THEO LEROY	9	52.994	1:19.404	6		MINI U10	ASK DE L'ENCLOS 0465
7	551	LAURA CRISTINI	9	53.124	1:18.727	4		MINI 60	ASK WITTENHEIM 0376
8	567	ALESSANDRA RIHN	9	:04.369	1:21.963	5		MINI 60	ASK HAGUENAU 0364
9	517	LEONARD DUCROT	9	:05.333	1:18.741	7	5.000	MINI 60	ASK DE L'ENCLOS 0465
10	512	SEBASTIEN HOFER	9	:08.206	1:18.275	8		MINI 60	AUTOSPORT SCHWEIZ
11	563	LOUIS SAUTER	8	1 Tour	1:16.674	4		MINI 60	ASK WITTENHEIM 0376
12	579	LOLAN MALLET	8	1 Tour	1:22.638	3		MINI U10	ASK LAVILLEDIEU 0556
13	516	LENY LAMARCHE	8	1 Tour	1:15.750	4		MINI U10	ASK BESANCON 0462
14	522	JANE MOUREY	8	1 Tour	1:27.689	4		MINI U10	ASK ASCAP PAYS DE MONTBELLARD 04
15	502	ETHAN CART	8	1 Tour	1:27.224	3		MINI U10	ASK DE L'ENCLOS 0465
16	587	ALESSIO ANGOTTA	7	2 Tours	1:18.439	2		MINI U10	ASK CLUB BOUZONVILLE 0358
17	510	GABIN MARTENS	6	3 Tours	1:27.752	4		MINI 60	ASK SENS 0488
18	536	MARIUS STEMPFLE	1	8 Tours	2:52.654	1		MINI 60	ASK PONTARLIER 0464
19	566	PAUL SAUTER		9 Tours		0		MINI 60	ASK WITTENHEIM 0376
20	582	LUCA PIZZARDO		9 Tours		0		MINI U10	ASK CHARMES 0352
Non classé									
DISQ	568	OKAN OZEL	4	DISQ	1:23.071	4		MINI U10	ASK WITTENHEIM 0376

Annonces

N°517 : 5S DE PENALITE POUR CARENAGE EN MAUVAISE POSITION

N°577 : 5S POUR DEPASSEMENT SOUS DRAPEAU JAUNE

N°568 : DISQUALIFICATION DE LA COMPETITION POUR INSULTE ENVERS UN OFFICIEL

Marge de victoire	Vit. moy.	Meilleur tps/tour	Meilleure vit.	Meilleur tour
0.411	56,389	1:15.409	57,288	511 - MAXIME ROSSI

SOUS RESERVE DE CONTROLE TECHNIQUE ET/OU FAITS SPORTIFS

Orbits

Directeur de course : I FAISCA/Président du collège : A POTHEE

Organisateur : ASK Mirecourt/Chrono : M COSTANZO

LIVETIMING RESULTATS SPEEDHIVE APP (FREE APP)

Imprimé : 13/04/2026 20:11:06



www.mylaps.com
Licence pour: CIAO s.a.r.l

CHPT LKGE+BFC - Q2 SEPTFONTAINES

MINI 60

CIRCUIT DE L'ENCLOS 1,200 km

SUPER MANCHE

12/04/2026 11:40

Course (10:00 et 1 Tours) Démarré à 12:29:04

Tour	Tps/tour	Diff.	Temps du jour
(509) MAXENCE BON			
1	1:16.418	+0.941	12:30:22.706
2	1:15.813	+0.336	12:31:38.519
3	1:15.840	+0.363	12:32:54.359
4	1:15.863	+0.386	12:34:10.222
5	1:15.477		12:35:25.699
6	1:18.238	+2.761	12:36:43.937
7	1:16.551	+1.074	12:38:00.488
8	1:15.883	+0.406	12:39:16.371
9	1:17.936	+2.459	12:40:34.307

Tour	Tps/tour	Diff.	Temps du jour
(511) MAXIME ROSSI			
1	1:16.877	+1.468	12:30:23.390
2	1:16.221	+0.812	12:31:39.611
3	1:15.743	+0.334	12:32:55.354
4	1:16.106	+0.697	12:34:11.460
5	1:15.409		12:35:26.869
6	1:17.696	+2.287	12:36:44.565
7	1:16.684	+1.275	12:38:01.249
8	1:16.175	+0.766	12:39:17.424
9	1:17.294	+1.885	12:40:34.718

Tour	Tps/tour	Diff.	Temps du jour
(577) NAO BENDJEDIA			
1	1:25.829	+10.033	12:30:32.348
2	1:17.800	+2.004	12:31:50.148
3	1:16.954	+1.158	12:33:07.102
4	1:15.911	+0.115	12:34:23.013
5	1:17.155	+1.359	12:35:40.168
6	1:21.189	+5.393	12:37:01.357
7	1:17.011	+1.215	12:38:18.368
8	1:15.911	+0.115	12:39:34.279
9	1:15.796		12:40:50.075

Tour	Tps/tour	Diff.	Temps du jour
(586) LEONEL DA SILVA			
1	1:18.193		12:30:25.542
2	1:18.527	+0.334	12:31:44.069
3	1:18.833	+0.640	12:33:02.902
4	1:19.090	+0.897	12:34:21.992
5	1:18.257	+0.064	12:35:40.249
6	1:26.751	+8.558	12:37:07.000
7	1:19.403	+1.210	12:38:26.403
8	1:19.859	+1.666	12:39:46.262
9	1:19.806	+1.613	12:41:06.068

Tour	Tps/tour	Diff.	Temps du jour
(515) OSCAR ANTOINE			
1	1:21.254	+2.438	12:30:31.414
2	1:20.263	+1.447	12:31:51.677
3	1:19.640	+0.824	12:33:11.317
4	1:20.841	+2.025	12:34:32.158
5	1:19.105	+0.289	12:35:51.263
6	1:20.061	+1.245	12:37:11.324
7	1:18.816		12:38:30.140
8	1:19.139	+0.323	12:39:49.279
9	1:19.150	+0.334	12:41:08.429

Tour	Tps/tour	Diff.	Temps du jour
(531) THEO LEROY			
1	1:22.184	+2.780	12:30:31.097
2	1:20.336	+0.932	12:31:51.433
3	1:22.720	+3.316	12:33:14.153
4	1:32.349	+12.945	12:34:46.502
5	1:21.216	+1.812	12:36:07.718
6	1:19.404		12:37:27.122
7	1:19.513	+0.109	12:38:46.635
8	1:20.563	+1.159	12:40:07.198
9	1:20.103	+0.699	12:41:27.301

Tour	Tps/tour	Diff.	Temps du jour
(551) LAURA CRISTINI			
1	1:26.154	+7.427	12:30:32.750
2	1:24.931	+6.204	12:31:57.681
3	1:20.252	+1.525	12:33:17.933
4	1:18.727		12:34:36.660
5	1:23.861	+5.134	12:36:00.521
6	1:25.968	+7.241	12:37:26.489
7	1:19.878	+1.151	12:38:46.367
8	1:19.706	+0.979	12:40:06.073
9	1:21.358	+2.631	12:41:27.431

Tour	Tps/tour	Diff.	Temps du jour
(567) ALESSANDRA RIIH			
1	1:28.039	+6.076	12:30:36.571
2	1:23.945	+1.982	12:32:00.516
3	1:22.041	+0.078	12:33:22.557
4	1:23.565	+1.602	12:34:46.122
5	1:21.963		12:36:08.085
6	1:22.800	+0.837	12:37:30.885
7	1:22.210	+0.247	12:38:53.095
8	1:22.562	+0.599	12:40:15.657
9	1:23.019	+1.056	12:41:38.676

Tour	Tps/tour	Diff.	Temps du jour
(517) LEONARD DUCROT			
1	1:31.179	+12.438	12:30:37.899
2	1:20.079	+1.338	12:31:57.978
3	1:20.096	+1.355	12:33:18.074
4	1:19.049	+0.308	12:34:37.123
5	1:19.340	+0.599	12:35:56.463
6	1:33.454	+14.713	12:37:29.917
7	1:18.741		12:38:48.658
8	1:18.893	+0.152	12:40:07.551
9	1:27.089	+8.348	12:41:34.640

Tour	Tps/tour	Diff.	Temps du jour
(512) SEBASTIEN HOFER			
1	1:24.423	+6.148	12:30:32.697
2	1:48.613	+30.338	12:32:21.310
3	1:23.743	+5.468	12:33:45.053
4	1:21.287	+3.012	12:35:06.340
5	1:19.722	+1.447	12:36:26.062
6	1:19.768	+1.493	12:37:45.830
7	1:18.999	+0.724	12:39:04.829
8	1:18.275		12:40:23.104
9	1:19.409	+1.134	12:41:42.513

Tour	Tps/tour	Diff.	Temps du jour
(563) LOUIS SAUTER			
1	1:17.754	+1.080	12:30:24.523
2	1:23.058	+6.384	12:31:47.581
3	1:17.789	+1.115	12:33:05.370
4	1:16.674		12:34:22.044
5	1:16.881	+0.207	12:35:38.925
6	2:24.602	+1:07.928	12:38:03.527
7	1:17.131	+0.457	12:39:20.658
8	1:16.848	+0.174	12:40:37.506

Tour	Tps/tour	Diff.	Temps du jour
(579) LOLAN MALLET			
1	1:26.474	+3.836	12:30:37.338
2	1:24.476	+1.838	12:32:01.814
3	1:22.638		12:33:24.452
4	1:22.987	+0.349	12:34:47.439
5	1:24.030	+1.392	12:36:11.469
6	1:35.644	+13.006	12:37:47.113
7	1:26.541	+3.903	12:39:13.654
8	1:25.588	+2.950	12:40:39.242

Tour	Tps/tour	Diff.	Temps du jour
(516) LENY LAMARCHE			

Tour	Tps/tour	Diff.	Temps du jour
1	2:40.216	+1:24.466	12:31:46.661
2	1:17.012	+1.262	12:33:03.673
3	1:17.778	+2.028	12:34:21.451
4	1:15.750		12:35:37.201
5	1:16.910	+1.160	12:36:54.111
6	1:16.703	+0.953	12:38:10.814
7	1:16.361	+0.611	12:39:27.175
8	1:16.236	+0.486	12:40:43.411

Tour	Tps/tour	Diff.	Temps du jour
(522) JANE MOUREY			
1	1:31.056	+3.367	12:30:40.940
2	1:35.738	+8.049	12:32:16.678
3	1:27.953	+0.264	12:33:44.631
4	1:27.689		12:35:12.320
5	1:27.963	+0.274	12:36:40.283
6	1:32.079	+4.390	12:38:12.362
7	1:32.877	+5.188	12:39:45.239
8	1:31.327	+3.638	12:41:16.566

Tour	Tps/tour	Diff.	Temps du jour
(502) ETHAN CART			
1	1:28.296	+1.072	12:30:38.092
2	1:40.181	+12.957	12:32:18.273
3	1:27.224		12:33:45.497
4	1:30.578	+3.354	12:35:16.075
5	1:29.069	+1.845	12:36:45.144
6	1:40.906	+13.682	12:38:26.050
7	1:37.244	+10.020	12:40:03.294
8	1:27.696	+0.472	12:41:30.990

Tour	Tps/tour	Diff.	Temps du jour
(587) ALESSIO ANGOTTA			
1	1:20.756	+2.317	12:30:28.601
2	1:18.439		12:31:47.040
3	1:51.988	+33.549	12:33:39.028
4	1:38.897	+20.458	12:35:17.925
5	1:19.774	+1.335	12:36:37.699
6	1:38.535	+20.096	12:38:16.234
7	1:19.591	+1.152	12:39:35.825

Tour	Tps/tour	Diff.	Temps du jour
(510) GABIN MARTENS			
1	1:31.550	+3.798	12:30:41.543
2	1:35.688	+7.936	12:32:17.231
3	1:27.800	+0.048	12:33:45.031
4	1:27.752		12:35:12.783
5	1:27.789	+0.037	12:36:40.572
6	1:31.964	+4.212	12:38:12.536

Tour	Tps/tour	Diff.	Temps du jour
(536) MARIUS STEMPFLE			
1	2:52.654		12:32:07.945

Tour	Tps/tour	Diff.	Temps du jour
(568) OKAN OZEL			
1	1:44.196	+21.125	12:30:52.544
2	1:35.034	+11.963	12:32:27.578
3	1:32.318	+9.247	12:33:59.896
4	1:23.071		12:35:22.967

SOUS RESERVE DE CONTROLE TECHNIQUE ET/OU FAITS SPORTIFS

Orbits

Directeur de course : I FAISCA/Président du collège : A POTHEE

Organisateur : ASK Mirecourt/Chrono : M COSTANZO

LIVETIMING RESULTATS SPEEDHIVE APP (FREE APP)



www.mylaps.com

Licence pour: CIAO s.a.r.l

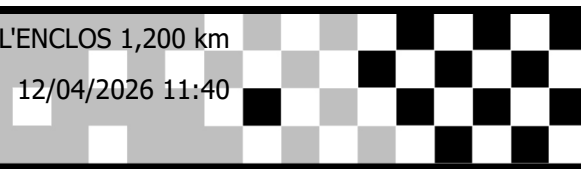
CHPT LKGE+BFC - Q2 SEPTFONTAINES

Tableau de tour

MINI 60 CIRCUIT DE L'ENCLOS 1,200 km

SUPER MANCHE 12/04/2026 11:40

Course (10:00 et 1 Tours) Démarré à 12:29:04



Pilotes	Tours										
	0	1	2	3	4	5	6	7	8	9	
MAXENCE BON (509)	1	509	509	509	509	509	509	509	509	509	509
LENY LAMARCHE (516)	2	516	511	511	511	511	511	511	511	511	511
MAXIME ROSSI (511)	3	511	563	586	586	586	563	577	577	577	577
NAO BENDJEDIA (577)	4	577	586	587	563	563	577	586	586	586	586
LAURA CRISTINI (551)	5	551	587	563	577	577	586	515	515	515	515
LEONARD DUCROT (517)	6	517	531	577	515	515	515	551	551	551	531
LOUIS SAUTER (563)	7	563	515	531	531	551	517	531	531	531	551
PAUL SAUTER (566)	8	566	577	515	551	517	551	517	517	517	517
LEONEL DA SILVA (586)	9	586	512	551	517	567	531	567	567	567	567
LUCA PIZZARDO (582)	10	582	551	517	567	531	567	512	512	512	512
ALESSIO ANGOTTA (587)	11	587	567	567	579	579	579	579	579	563	563
SEBASTIEN HOFER (512)	12	512	579	579	587	512	512	563	563	579	579
OKAN OZEL (568)	13	568	517	522	522	522	587	516	516	516	516
ALESSANDRA RIHN (567)	14	567	502	510	510	510	522	522	587	522	522
THEO LEROY (531)	15	531	522	502	512	502	510	510	522	502	502
ETHAN CART (502)	16	502	510	512	502	587	502	587	502	502	502
JANE MOUREY (522)	17	522	568	568	568	568	516	502	502	502	502
GABIN MARTENS (510)	18	510	516	516	516	516	516	516	516	516	516
OSCAR ANTOINE (515)	19	515	536								
LOLAN MALLET (579)	20	579									
MARIUS STEMPLFLE (536)	21	536									

CHPT LKGE+BFC - Q2 SEPTFONTAINES

MINI 60 CIRCUIT DE L'ENCLOS 1,200 km
 CUMUL M1 + M2 + SM

Pos.	N°	Nom complet	M1	M2	SM	Total points	Catégorie	Club
1	509	MAXENCE BON	44	50	90	184	MINI 60	ASK DE L'ENCLOS 0465
2	511	MAXIME ROSSI	50	41	80	171	MINI 60	AUTOSPORT SCHWEIZ
3	577	NAO BENDJEDIA	41	32	72	145	MINI U10	ASK CHARMES 0352
4	551	LAURA CRISTINI	36	38	50	124	MINI 60	ASK WITTENHEIM 0376
5	586	LEONEL DA SILVA	22	36	66	124	MINI U10	ACL LUXEMBOURG
6	516	LENY LAMARCHE	38	44	30	112	MINI U10	ASK BESANCON 0462
7	517	LEONARD DUCROT	32	34	42	108	MINI 60	ASK DE L'ENCLOS 0465
8	567	ALESSANDRA RIHN	26	27	46	99	MINI 60	ASK HAGUENAU 0364
9	531	THEO LEROY	17	24	54	95	MINI U10	ASK DE L'ENCLOS 0465
10	563	LOUIS SAUTER	34	26	34	94	MINI 60	ASK WITTENHEIM 0376
11	515	OSCAR ANTOINE	15	15	60	90	MINI 60	ASK DE L'ENCLOS 0465
12	512	SEBASTIEN HOFER	24	28	38	90	MINI 60	AUTOSPORT SCHWEIZ
13	579	LOLAN MALLET	25	22	32	79	MINI U10	ASK LAVILLEDIEU 0556
14	566	PAUL SAUTER	30	30	18	78	MINI 60	ASK WITTENHEIM 0376
15	587	ALESSIO ANGOTTA	28	20	24	72	MINI U10	ASK CLUB BOUZONVILLE 0358
16	582	LUCA PIZZARDO	27	25	17	69	MINI U10	ASK CHARMES 0352
17	522	JANE MOUREY	19	19	28	66	MINI U10	ASK ASCAP PAYS DE MONTBELLARD 0453
18	536	MARIUS STEMPFLE	20	23	20	63	MINI 60	ASK PONTARLIER 0464
19	510	GABIN MARTENS	21	18	22	61	MINI 60	ASK SENS 0488
20	502	ETHAN CART	18	17	26	61	MINI U10	ASK DE L'ENCLOS 0465
21	568	OKAN OZEL	23	21	0	44	MINI U10	ASK WITTENHEIM 0376



CHPT LKGE+BFC - Q2 SEPTFONTAINES

MINI 60

CIRCUIT DE L'ENCLOS 1,200 km

FINALE

12/04/2026 14:45

Course (12:00 et 1 Tours) Démarré à 15:00:17

10

510 GABIN MARTENS

19

502 ETHAN CART

20

9

522 JANE MOUREY

17

536 MARIUS STEMPLFLE

18

8

587 ALESSIO ANGOTTA

15

582 LUCA PIZZARDO

16

7

579 LOLAN MALLET

13

566 PAUL SAUTER

14

6

515 OSCAR ANTOINE

11

512 SEBASTIEN HOFER

12

5

531 THEO LEROY

9

563 LOUIS SAUTER

10

4

517 LEONARD DUCROT

7

567 ALESSANDRA RIHN

8

3

586 LEONEL DA SILVA

5

516 LENY LAMARCHE

6

2

577 NAO BENDJEDIA

3

551 LAURA CRISTINI

4

1

509 MAXENCE BON

1

511 MAXIME ROSSI

2

POLE POSITION

SOUS RESERVE DE CONTROLE TECHNIQUE ET/OU FAITS SPORTIFS

Orbits

Directeur de course : I FAISCA/Président du collège : A POTHEE

Organisateur : ASK Mirecourt/Chrono : M COSTANZO

LIVETIMING RESULTATS SPEEDHIVE APP (FREE APP)



www.mylaps.com

Licence pour: CIAO s.a.r.l

Imprimé : 13/04/2026 20:11:45



CHPT LKGE+BFC - Q2 SEPTFONTAINES

Trié par tour

MINI 60 CIRCUIT DE L'ENCLOS 1,200 km

FINALE 12/04/2026 14:45

Course (12:00 et 1 Tours) Démarré à 15:00:17

Pos.	N°	Nom complet	Tours	Diff.	Meilleur tps	Dans tour	Correction du te	Catégorie	Club
1	509	MAXENCE BON	11		1:15.570	11		MINI 60	ASK DE L'ENCLOS 0465
2	577	NAO BENDJEDIA	11	12.804	1:16.090	6		MINI U10	ASK CHARMES 0352
3	563	LOUIS SAUTER	11	14.191	1:16.655	2		MINI 60	ASK WITTENHEIM 0376
4	516	LENY LAMARCHE	11	25.089	1:15.724	10		MINI U10	ASK BESANCON 0462
5	551	LAURA CRISTINI	11	28.850	1:17.527	11		MINI 60	ASK WITTENHEIM 0376
6	586	LEONEL DA SILVA	11	32.269	1:18.038	11		MINI U10	ACL LUXEMBOURG
7	517	LEONARD DUCROT	11	38.819	1:18.356	7		MINI 60	ASK DE L'ENCLOS 0465
8	515	OSCAR ANTOINE	11	52.088	1:18.299	9	5.000	MINI 60	ASK DE L'ENCLOS 0465
9	512	SEBASTIEN HOFER	11	59.560	1:17.875	4		MINI 60	AUTOSPORT SCHWEIZ
10	567	ALESSANDRA RIHN	11	59.957	1:19.149	5		MINI 60	ASK HAGUENAU 0364
11	579	LOLAN MALLET	10	1 Tour	1:23.009	4		MINI U10	ASK LAVILLEDIEU 0556
12	536	MARIUS STEMPFLE	10	1 Tour	1:22.948	9		MINI 60	ASK PONTARLIER 0464
13	502	ETHAN CART	10	1 Tour	1:26.601	10		MINI U10	ASK DE L'ENCLOS 0465
14	522	JANE MOUREY	10	1 Tour	1:27.320	10		MINI U10	ASK ASCAP PAYS DE MONTBELLARD 04
15	582	LUCA PIZZARDO	10	1 Tour	1:20.781	4		MINI U10	ASK CHARMES 0352
16	510	GABIN MARTENS	6	5 Tours	1:22.675	3		MINI 60	ASK SENS 0488
17	587	ALESSIO ANGOTTA	4	7 Tours	1:20.072	4		MINI U10	ASK CLUB BOUZONVILLE 0358
18	531	THEO LEROY	2	9 Tours	1:21.909	2		MINI U10	ASK DE L'ENCLOS 0465
19	511	MAXIME ROSSI	1	10 Tours		0		MINI 60	AUTOSPORT SCHWEIZ
Non classé									
NPD	566	PAUL SAUTER		NPD		0		MINI 60	ASK WITTENHEIM 0376

Annonces

N°566 ABANDON APRES SUPER MANCHE

N°515 : 5S DE PENALITE POUR CARENAGE EN MAUVAISE POSITION

Marge de victoire	Vit. moy.	Meilleur tps/tour	Meilleure vit.	Meilleur tour
12.804	56,543	1:15.570	57,166	509 - MAXENCE BON

SOUS RESERVE DE CONTROLE TECHNIQUE ET/OU FAITS SPORTIFS

Orbits

Directeur de course : I FAISCA/Président du collège : A POTHEE

Organisateur : ASK Mirecourt/Chrono : M COSTANZO

LIVETIMING RESULTATS SPEEDHIVE APP (FREE APP)

Imprimé : 13/04/2026 20:11:53



www.mylaps.com
Licence pour: CIAO s.a.r.l

CHPT LKGE+BFC - Q2 SEPTFONTAINES

MINI 60 CIRCUIT DE L'ENCLOS 1,200 km

FINALE 12/04/2026 14:45

Course (12:00 et 1 Tours) Démarré à 15:00:17

Tour	Tps/tour	Diff.	Temps du jour
(509) MAXENCE BON			
1	1:16.084	+0.514	15:01:35.688
2	1:16.029	+0.459	15:02:51.717
3	1:15.774	+0.204	15:04:07.491
4	1:15.841	+0.271	15:05:23.332
5	1:15.845	+0.275	15:06:39.177
6	1:16.491	+0.921	15:07:55.668
7	1:17.291	+1.721	15:09:12.959
8	1:16.509	+0.939	15:10:29.468
9	1:15.858	+0.288	15:11:45.326
10	1:16.936	+1.366	15:13:02.262
11	1:15.570		15:14:17.832

Tour	Tps/tour	Diff.	Temps du jour
(577) NAO BENDJEDIA			
1	1:17.193	+1.103	15:01:36.874
2	1:16.535	+0.445	15:02:53.409
3	1:16.211	+0.121	15:04:09.620
4	1:17.099	+1.009	15:05:26.719
5	1:16.391	+0.301	15:06:43.110
6	1:16.090		15:07:59.200
7	1:17.109	+1.019	15:09:16.309
8	1:16.880	+0.790	15:10:33.189
9	1:22.526	+6.436	15:11:55.715
10	1:16.731	+0.641	15:13:12.446
11	1:18.190	+2.100	15:14:30.636

Tour	Tps/tour	Diff.	Temps du jour
(563) LOUIS SAUTER			
1	1:18.896	+2.241	15:01:39.585
2	1:16.655		15:02:56.240
3	1:17.039	+0.384	15:04:13.279
4	1:16.949	+0.294	15:05:30.228
5	1:16.970	+0.315	15:06:47.198
6	1:17.350	+0.695	15:08:04.548
7	1:17.920	+1.265	15:09:22.468
8	1:16.761	+0.106	15:10:39.229
9	1:17.469	+0.814	15:11:56.698
10	1:17.292	+0.637	15:13:13.990
11	1:18.033	+1.378	15:14:32.023

Tour	Tps/tour	Diff.	Temps du jour
(516) LENY LAMARCHE			
1	1:30.646	+14.922	15:01:50.608
2	1:18.226	+2.502	15:03:08.834
3	1:18.898	+3.174	15:04:27.732
4	1:16.947	+1.223	15:05:44.679
5	1:16.725	+1.001	15:07:01.404
6	1:17.432	+1.708	15:08:18.836
7	1:16.399	+0.675	15:09:35.235
8	1:18.574	+2.850	15:10:53.809
9	1:16.888	+1.164	15:12:10.697
10	1:15.724		15:13:26.421
11	1:16.500	+0.776	15:14:42.921

Tour	Tps/tour	Diff.	Temps du jour
(551) LAURA CRISTINI			
1	1:18.327	+0.800	15:01:38.177
2	1:18.032	+0.505	15:02:56.209
3	1:18.791	+1.264	15:04:15.000
4	1:18.627	+1.100	15:05:33.627
5	1:18.594	+1.067	15:06:52.221
6	1:18.867	+1.340	15:08:11.088
7	1:20.195	+2.668	15:09:31.283
8	1:20.923	+3.396	15:10:52.206
9	1:18.565	+1.038	15:12:10.771
10	1:18.384	+0.857	15:13:29.155
11	1:17.527		15:14:46.682

Tour	Tps/tour	Diff.	Temps du jour
(586) LEONEL DA SILVA			
1	1:21.220	+3.182	15:01:41.475
2	1:19.488	+1.450	15:03:00.963
3	1:18.389	+0.351	15:04:19.352
4	1:19.379	+1.341	15:05:38.731
5	1:19.021	+0.983	15:06:57.752
6	1:18.661	+0.623	15:08:16.413
7	1:18.508	+0.470	15:09:34.921
8	1:19.921	+1.883	15:10:54.842
9	1:19.114	+1.076	15:12:13.956
10	1:18.107	+0.069	15:13:32.063
11	1:18.038		15:14:50.101

Tour	Tps/tour	Diff.	Temps du jour
(517) LEONARD DUCROT			
1	1:22.113	+3.757	15:01:42.190
2	1:20.226	+1.870	15:03:02.416
3	1:19.497	+1.141	15:04:21.913
4	1:19.415	+1.059	15:05:41.328
5	1:19.774	+1.418	15:07:01.102
6	1:19.035	+0.679	15:08:20.137
7	1:18.356		15:09:38.493
8	1:18.949	+0.593	15:10:57.442
9	1:19.415	+1.059	15:12:16.857
10	1:20.104	+1.748	15:13:36.961
11	1:19.690	+1.334	15:14:56.651

Tour	Tps/tour	Diff.	Temps du jour
(515) OSCAR ANTOINE			
1	1:30.668	+12.369	15:01:51.814
2	1:21.183	+2.884	15:03:12.997
3	1:20.775	+2.476	15:04:33.772
4	1:18.866	+0.567	15:05:52.638
5	1:18.329	+0.030	15:07:10.967
6	1:19.053	+0.754	15:08:30.020
7	1:19.119	+0.820	15:09:49.139
8	1:19.213	+0.914	15:11:08.352
9	1:18.299		15:12:26.651
10	1:19.927	+1.628	15:13:46.578
11	1:18.342	+0.043	15:15:04.920

Tour	Tps/tour	Diff.	Temps du jour
(512) SEBASTIEN HOFER			
1	1:25.337	+7.462	15:01:47.064
2	1:23.306	+5.431	15:03:10.370
3	1:18.618	+0.743	15:04:28.988
4	1:17.875		15:05:46.863
5	1:28.500	+10.625	15:07:15.363
6	1:18.907	+1.032	15:08:34.270
7	1:18.504	+0.629	15:09:52.774
8	1:18.661	+0.786	15:11:11.435
9	1:27.319	+9.444	15:12:38.754
10	1:18.678	+0.803	15:13:57.432
11	1:19.960	+2.085	15:15:17.392

Tour	Tps/tour	Diff.	Temps du jour
(567) ALESSANDRA RIIHN			
1	1:24.878	+5.729	15:01:45.863
2	1:22.237	+3.088	15:03:08.100
3	1:22.391	+3.242	15:04:30.491
4	1:19.382	+0.233	15:05:49.873
5	1:19.149		15:07:09.022
6	1:20.534	+1.385	15:08:29.556
7	1:19.618	+0.469	15:09:49.174
8	1:20.538	+1.389	15:11:09.712
9	1:19.823	+0.674	15:12:29.535
10	1:28.326	+9.177	15:13:57.861
11	1:19.928	+0.779	15:15:17.789

Tour	Tps/tour	Diff.	Temps du jour
(579) LOLAN MALLET			

Tour	Tps/tour	Diff.	Temps du jour
1	1:24.768	+1.759	15:01:46.261
2	1:26.079	+3.070	15:03:12.340
3	1:23.599	+0.590	15:04:35.939
4	1:23.009		15:05:58.948
5	1:25.105	+2.096	15:07:24.053
6	1:26.035	+3.026	15:08:50.088
7	1:26.994	+3.985	15:10:17.082
8	1:27.260	+4.251	15:11:44.342
9	1:24.367	+1.358	15:13:08.709
10	1:25.438	+2.429	15:14:34.147

Tour	Tps/tour	Diff.	Temps du jour
(536) MARIUS STEMPFLE			
1	1:37.341	+14.393	15:02:00.267
2	1:28.427	+5.479	15:03:28.694
3	1:29.524	+6.576	15:04:58.218
4	1:30.984	+8.036	15:06:29.202
5	1:28.438	+5.490	15:07:57.640
6	1:29.289	+6.341	15:09:26.929
7	1:30.339	+7.391	15:10:57.268
8	1:28.350	+5.402	15:12:25.618
9	1:22.948		15:13:48.566
10	1:24.887	+1.939	15:15:13.453

Tour	Tps/tour	Diff.	Temps du jour
(502) ETHAN CART			
1	1:31.595	+4.994	15:01:54.632
2	1:30.829	+4.228	15:03:25.461
3	1:30.627	+4.026	15:04:56.088
4	1:30.268	+3.667	15:06:26.356
5	1:28.474	+1.873	15:07:54.830
6	1:29.947	+3.346	15:09:24.777
7	1:27.441	+0.840	15:10:52.218
8	1:27.841	+1.240	15:12:20.059
9	1:31.036	+4.435	15:13:51.095
10	1:26.601		15:15:17.696

Tour	Tps/tour	Diff.	Temps du jour
(522) JANE MOUREY			
1	1:33.956	+6.636	15:01:56.416
2	1:30.484	+3.164	15:03:26.900
3	1:30.503	+3.183	15:04:57.403
4	1:30.151	+2.831	15:06:27.554
5	1:28.500	+1.180	15:07:56.054
6	1:30.351	+3.031	15:09:26.405
7	1:30.542	+3.222	15:10:56.947
8	1:29.305	+1.985	15:12:26.252
9	1:28.028	+0.708	15:13:54.280
10	1:27.320		15:15:21.600

Tour	Tps/tour	Diff.	Temps du jour
(582) LUCA PIZZARDO			
1	1:24.873	+4.092	15:01:46.731
2	1:25.985	+5.204	15:03:12.716
3	1:23.756	+2.975	15:04:36.472
4	1:20.781		15:05:57.253
5	1:45.979	+25.198	15:07:43.232
6	1:21.836	+1.055	15:09:05.068
7	2:00.313	+39.532	15:11:05.381
8	1:33.724	+12.943	15:12:39.105
9	1:23.253	+2.472	15:14:02.358
10	1:21.793	+1.012	15:15:24.151

Tour	Tps/tour	Diff.	Temps du jour
(510) GABIN MARTENS			
1	1:31.585	+8.910	15:01:54.976
2	1:41.869	+19.194	15:03:36.845
3	1:22.675		15:04:59.520
4	1:28.367	+5.692	15:06:27.887
5	1:26.692	+4.017	15:07:54.579
6	1:24.748	+2.073	15:09:19.327

SOUS RESERVE DE CONTROLE TECHNIQUE ET/OU FAITS SPORTIFS

Orbits

Directeur de course : I FAISCA/Président du collège : A POTHEE

Organisateur : ASK Mirecourt/Chrono : M COSTANZO

LIVETIMING RESULTATS SPEEDHIVE APP (FREE APP)

Imprimé : 13/04/2026 20:11:59



www.mylaps.com
Licence pour: CIAO s.a.r.l



CHPT LKGE+BFC - Q2 SEPTFONTAINES

MINI 60

CIRCUIT DE L'ENCLOS 1,200 km

FINALE

12/04/2026 14:45

Course (12:00 et 1 Tours) Démarré à 15:00:17

Tour	Tps/tour	Diff.	Temps du jour
(587) ALESSIO ANGOTTA			
1	1:23.286	+3.214	15:01:44.889
2	1:22.024	+1.952	15:03:06.913
3	1:36.338	+16.266	15:04:43.251
4	1:20.072		15:06:03.323

Tour	Tps/tour	Diff.	Temps du jour
(531) THEO LEROY			
1	1:24.538	+2.629	15:01:45.535
2	1:21.909		15:03:07.444

Tour	Tps/tour	Diff.	Temps du jour
------	----------	-------	---------------

Tour	Tps/tour	Diff.	Temps du jour
------	----------	-------	---------------





CHPT LKGE+BFC - Q2 SEPTFONTAINES

Tableau de tour

MINI 60

CIRCUIT DE L'ENCLOS 1,200 km

FINALE

12/04/2026 14:45

Course (12:00 et 1 Tours) Démarré à 15:00:17

Pilotes	Tours											
	0	1	2	3	4	5	6	7	8	9	10	11
MAXENCE BON (509)	1	509	509	509	509	509	509	509	509	509	509	509
MAXIME ROSSI (511)	2	511	577	577	577	577	577	577	577	577	577	577
NAO BENDJEDIA (577)	3	577	551	551	563	563	563	563	563	563	563	563
LAURA CRISTINI (551)	4	551	563	563	551	551	551	551	551	516	516	516
LENY LAMARCHE (516)	5	516	586	586	586	586	586	586	586	516	551	551
LEONARD DUCROT (517)	6	517	517	517	517	517	516	516	586	586	586	586
LEONEL DA SILVA (586)	7	586	587	587	516	516	516	517	517	517	517	517
LOUIS SAUTER (563)	8	563	531	531	512	512	567	567	515	515	515	515
ALESSANDRA RIHN (567)	9	567	567	567	567	567	515	515	567	567	567	512
THEO LEROY (531)	10	531	579	516	515	515	512	512	512	512	567	567
OSCAR ANTOINE (515)	11	515	582	512	579	582	579	579	579	579	579	579
LOLAN MALLET (579)	12	579	512	579	582	579	582	582	502	502	536	536
ALESSIO ANGOTTA (587)	13	587	516	582	587	587	510	510	522	536	502	502
SEBASTIEN HOFER (512)	14	512	515	515	502	502	502	502	536	522	522	522
LUCA PIZZARDO (582)	15	582	502	502	522	522	522	522	582	582	582	582
JANE MOUREY (522)	16	522	510	522	536	510	536	536				
MARIUS STEMPPLE (536)	17	536	522	536	510	536						
ETHAN CART (502)	18	502	536	510								
GABIN MARTENS (510)	19	510										
-	20											





CHPT LKGE+BFC - Q2 SEPTFONTAINES

Trié par tour

MINI 60 CIRCUIT DE L'ENCLOS 1,200 km

FINALE 12/04/2026 14:45

Course (12:00 et 1 Tours) Démarré à 15:00:17

Pos.	N°	Nom complet	Tours	Diff.	Meilleur tps	Dans tour	Catégorie	Club
------	----	-------------	-------	-------	--------------	-----------	-----------	------

MINI 60

1	509	MAXENCE BON	11		1:15.570	11	MINI 60	ASK DE L'ENCLOS 0465
2	563	LOUIS SAUTER	11	14.191	1:16.655	2	MINI 60	ASK WITTENHEIM 0376
3	551	LAURA CRISTINI	11	28.850	1:17.527	11	MINI 60	ASK WITTENHEIM 0376
4	517	LEONARD DUCROT	11	38.819	1:18.356	7	MINI 60	ASK DE L'ENCLOS 0465
5	515	OSCAR ANTOINE	11	52.088	1:18.299	9	MINI 60	ASK DE L'ENCLOS 0465
6	512	SEBASTIEN HOFER	11	59.560	1:17.875	4	MINI 60	AUTOSPORT SCHWEIZ
7	567	ALESSANDRA RIHN	11	59.957	1:19.149	5	MINI 60	ASK HAGUENAU 0364
8	536	MARIUS STEMPFLE	10	1 Tour	1:22.948	9	MINI 60	ASK PONTARLIER 0464
9	510	GABIN MARTENS	6	5 Tours	1:22.675	3	MINI 60	ASK SENS 0488
10	511	MAXIME ROSSI		11 Tours		0	MINI 60	AUTOSPORT SCHWEIZ

Non classé

NPD	566	PAUL SAUTER		NPD		0	MINI 60	ASK WITTENHEIM 0376
-----	-----	-------------	--	-----	--	---	---------	---------------------

MINI U10

1	577	NAO BENDJEDIA	11		1:16.090	6	MINI U10	ASK CHARMES 0352
2	516	LENY LAMARCHE	11	12.285	1:15.724	10	MINI U10	ASK BESANCON 0462
3	586	LEONEL DA SILVA	11	19.465	1:18.038	11	MINI U10	ACL LUXEMBOURG
4	579	LOLAN MALLET	10	1 Tour	1:23.009	4	MINI U10	ASK LAVILLEDIEU 0556
5	502	ETHAN CART	10	1 Tour	1:26.601	10	MINI U10	ASK DE L'ENCLOS 0465
6	522	JANE MOUREY	10	1 Tour	1:27.320	10	MINI U10	ASK ASCAP PAYS DE MONTBELLIARD 0
7	582	LUCA PIZZARDO	10	1 Tour	1:20.781	4	MINI U10	ASK CHARMES 0352
8	587	ALESSIO ANGOTTA	4	7 Tours	1:20.072	4	MINI U10	ASK CLUB BOUZONVILLE 0358
9	531	THEO LEROY	2	9 Tours	1:21.909	2	MINI U10	ASK DE L'ENCLOS 0465

Marge de victoire	Vit. moy.	Meilleur tps/tour	Meilleure vit.	Meilleur tour
12.804	56,543	1:15.570	57,166	509 - MAXENCE BON

SOUS RESERVE DE CONTROLE TECHNIQUE ET/OU FAITS SPORTIFS

Orbits

Directeur de course : I FAISCA/Président du collège : A POTHEE

Organisateur : ASK Mirecourt/Chrono : M COSTANZO

LIVETIMING RESULTATS SPEEDHIVE APP (FREE APP)

Imprimé : 13/04/2026 20:12:14



www.mylaps.com

Licence pour: CIAO s.a.r.l