

CHPT LKGE+BFC - Q2 SEPTFONTAINES

Trié par meilleur tour

SENIOR CIRCUIT DE L'ENCLOS 1,200 km

ESSAIS QUALIFICATIFS GPA

11/04/2026 15:20

Qualifier (6:00 Temps) Démarré à 15:17:02

Pos.	N°	Nom complet	Meilleur tps	Dans tour	Diff.	Dernier tps	Catégorie	Club
1	211	VIVIEN GUYONNET	47.182	4		47.408	SENIOR	ASK CHALONS SU
2	208	GUILLAUME MAUGAIN	47.434	4	0.252	47.534	SENIOR	ASK DE L'ENCLOS
3	215	ARTHUR CAZAUBON	47.570	6	0.388	47.595	SENIOR	ASK LE CREUSOT
4	210	QUENTIN HECHÉ	47.620	8	0.438	47.620	SENIOR	AUTOSPORT SCH
5	201	FLORENT PANES	47.638	8	0.456	47.638	SENIOR	AUTOSPORT SCH
6	221	NEILL MAITRE	47.786	5	0.604	47.824	SENIOR	ASK 21 0458
7	228	LYNIS CHOLLET	47.857	6	0.675	47.875	SENIOR	ASK CHALONS SU
8	225	NOE HINIGER-GRILLON	47.868	7	0.686	47.988	SENIOR	ASK ASCAP PAYS
9	222	SIMON WAGNER	47.878	6	0.696	47.891	SENIOR	ASK ASCAP PAYS
10	217	ARMAND HOULMANN	47.916	8	0.734	47.916	SENIOR	ASK LE CREUSOT
11	233	JAN COLIN	47.962	5	0.780	48.142	SENIOR	AUTOSPORT SCH
12	232	HUGO DA SILVA	48.040	6	0.858	48.074	SENIOR	ASK MOIRANS EN
13	212	LEO HUART	48.286	6	1.104	48.410	SENIOR	ASK ASCAP PAYS
14	240	VALENTIN HERVAS	48.400	8	1.218	48.400	SENIOR	ASK SENS 0488
15	203	BRYAN CHEVALIER	48.450	6	1.268	49.142	SENIOR	ASK ASCAP PAYS
16	207	CARL REGY	48.963	4	1.781	49.308	SENIOR	ASK SENS 0488

CHPT LKGE+BFC - Q2 SEPTFONTAINES

SENIOR

CIRCUIT DE L'ENCLOS 1,200 km

ESSAIS QUALIFICATIFS GPA

11/04/2026 15:20

Qualifier (6:00 Temps) Démarré à 15:17:02

Tour	Tps/tour	Diff.	Temps du jour
(211) VIVIEN GUYONNET			
1			15:17:50.792
2	48.048	+0.866	15:18:38.840
3	47.661	+0.479	15:19:26.501
4	47.182		15:20:13.683
5	47.668	+0.486	15:21:01.351
6	47.550	+0.368	15:21:48.901
7	47.386	+0.204	15:22:36.287
8	47.408	+0.226	15:23:23.695

Tour	Tps/tour	Diff.	Temps du jour
(208) GUILLAUME MAUGAIN			
1			15:17:49.655
2	49.492	+2.058	15:18:39.147
3	48.152	+0.718	15:19:27.299
4	47.434		15:20:14.733
5	47.595	+0.161	15:21:02.328
6	47.438	+0.004	15:21:49.766
7	47.572	+0.138	15:22:37.338
8	47.534	+0.100	15:23:24.872

Tour	Tps/tour	Diff.	Temps du jour
(215) ARTHUR CAZAUBON			
1			15:18:05.599
2	49.554	+1.984	15:18:55.153
3	47.927	+0.357	15:19:43.080
4	47.572	+0.002	15:20:30.652
5	47.712	+0.142	15:21:18.364
6	47.570		15:22:05.934
7	48.454	+0.884	15:22:54.388
8	47.595	+0.025	15:23:41.983

Tour	Tps/tour	Diff.	Temps du jour
(210) QUENTIN HECHE			
1			15:18:02.491
2	51.003	+3.383	15:18:53.494
3	47.999	+0.379	15:19:41.493
4	47.709	+0.089	15:20:29.202
5	52.359	+4.739	15:21:21.561
6	48.509	+0.889	15:22:10.070
7	47.816	+0.196	15:22:57.886
8	47.620		15:23:45.506

Tour	Tps/tour	Diff.	Temps du jour
(201) FLORENT PANES			
1			15:17:59.771
2	50.389	+2.751	15:18:50.160
3	48.745	+1.107	15:19:38.905
4	48.232	+0.594	15:20:27.137
5	47.755	+0.117	15:21:14.892
6	47.707	+0.069	15:22:02.599
7	47.676	+0.038	15:22:50.275
8	47.638		15:23:37.913

Tour	Tps/tour	Diff.	Temps du jour
(221) NEILL MAITRE			
1			15:17:51.496
2	49.026	+1.240	15:18:40.522
3	48.102	+0.316	15:19:28.624
4	48.224	+0.438	15:20:16.848
5	47.786		15:21:04.634
6	47.939	+0.153	15:21:52.573
7	47.794	+0.008	15:22:40.367
8	47.824	+0.038	15:23:28.191

Tour	Tps/tour	Diff.	Temps du jour
(228) LYNIS CHOLLET			
1			15:17:47.869
2	49.205	+1.348	15:18:37.074
3	48.168	+0.311	15:19:25.242
4	47.982	+0.125	15:20:13.224

Tour	Tps/tour	Diff.	Temps du jour
5	48.603	+0.746	15:21:01.827
6	47.857		15:21:49.684
7	48.198	+0.341	15:22:37.882
8	47.875	+0.018	15:23:25.757

Tour	Tps/tour	Diff.	Temps du jour
(225) NOE HINIGER-GRILLON			
1			15:17:50.868
2	49.145	+1.277	15:18:40.013
3	48.350	+0.482	15:19:28.363
4	48.603	+0.735	15:20:16.966
5	47.929	+0.061	15:21:04.895
6	48.290	+0.422	15:21:53.185
7	47.868		15:22:41.053
8	47.988	+0.120	15:23:29.041

Tour	Tps/tour	Diff.	Temps du jour
(222) SIMON WAGNER			
1			15:18:06.862
2	48.690	+0.812	15:18:55.552
3	48.239	+0.361	15:19:43.791
4	48.125	+0.247	15:20:31.916
5	48.071	+0.193	15:21:19.987
6	47.878		15:22:07.865
7	47.891	+0.013	15:22:55.756

Tour	Tps/tour	Diff.	Temps du jour
(217) ARMAND HOULMANN			
1			15:17:49.447
2	49.254	+1.338	15:18:38.701
3	49.429	+1.513	15:19:28.130
4	48.168	+0.252	15:20:16.298
5	48.126	+0.210	15:21:04.424
6	48.210	+0.294	15:21:52.634
7	48.175	+0.259	15:22:40.809
8	47.916		15:23:28.725

Tour	Tps/tour	Diff.	Temps du jour
(233) JAN COLIN			
1			15:18:07.205
2	48.372	+0.410	15:18:55.577
3	47.997	+0.035	15:19:43.574
4	48.081	+0.119	15:20:31.655
5	47.962		15:21:19.617
6	48.006	+0.044	15:22:07.623
7	47.993	+0.031	15:22:55.616
8	48.142	+0.180	15:23:43.758

Tour	Tps/tour	Diff.	Temps du jour
(232) HUGO DA SILVA			
1			15:17:59.730
2	50.114	+2.074	15:18:49.844
3	48.722	+0.682	15:19:38.566
4	48.590	+0.550	15:20:27.156
5	48.582	+0.542	15:21:15.738
6	48.040		15:22:03.778
7	48.120	+0.080	15:22:51.898
8	48.074	+0.034	15:23:39.972

Tour	Tps/tour	Diff.	Temps du jour
(212) LEO HUART			
1			15:18:33.978
2	49.452	+1.166	15:19:23.430
3	48.680	+0.394	15:20:12.110
4	48.410	+0.124	15:21:00.520
5	48.500	+0.214	15:21:49.020
6	48.286		15:22:37.306
7	48.410	+0.124	15:23:25.716

Tour	Tps/tour	Diff.	Temps du jour
(240) VALENTIN HERVAS			
1			15:18:00.250
2	50.470	+2.070	15:18:50.720

SOUS RESERVE DE CONTROLE TECHNIQUE ET/OU FAITS SPORTIFS

Orbits

Directeur de course : I FAISCA/Président du collège : A POTHEE

Organisateur : ASK Mirecourt/Chrono : M COSTANZO

LIVETIMING RESULTATS SPEEDHIVE APP (FREE APP)

Imprimé : 13/04/2026 20:23:26



www.mylaps.com
Licence pour: CIAO s.a.r.l



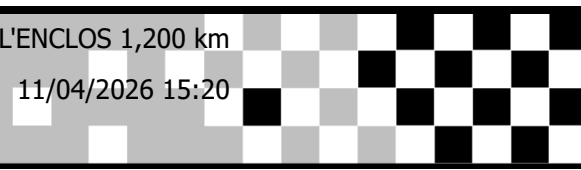
CHPT LKGE+BFC - Q2 SEPTFONTAINES

Tableau de tour

SENIOR
 ESSAIS QUALIFICATIFS GPA
 Qualifier (6:00 Temps) Démarré à 15:17:02

CIRCUIT DE L'ENCLOS 1,200 km

11/04/2026 15:20



Pilotes	Tours								
	1	2	3	4	5	6	7	8	
LYNIS CHOLLET (228)	1	228	228	228	228	211	211	211	211
ARMAND HOULMANN (217)	2	217	217	211	211	228	228	208	208
GUILLAUME MAUGAIN (208)	3	208	211	208	208	208	208	228	228
VIVIEN GUYONNET (211)	4	211	208	217	217	217	221	221	221
NOE HINIGER-GRILLON (225)	5	225	225	225	221	221	217	217	217
BRYAN CHEVALIER (203)	6	203	221	221	225	225	225	225	225
NEILL MAITRE (221)	7	221	203	203	203	203	203	203	203
CARL REGY (207)	8	207	207	207	207	207	207	207	207
HUGO DA SILVA (232)	9	232	232	232	201	201	201	201	201
FLORENT PANES (201)	10	201	201	201	232	232	232	232	232
VALENTIN HERVAS (240)	11	240	240	240	240	240	240	240	215
QUENTIN HECHE (210)	12	210	210	210	210	215	215	215	240
ARTHUR CAZAUBON (215)	13	215	215	215	215	233	233	233	233
SIMON WAGNER (222)	14	222	222	233	233	222	222	222	210
JAN COLIN (233)	15	233	233	222	222	210	210	210	
LEO HUART (212)	16	212	212	212	212	212	212	212	



CHPT LKGE+BFC - Q2 SEPTFONTAINES

Trié par meilleur tour

SENIOR CIRCUIT DE L'ENCLOS 1,200 km

ESSAIS QUALIFICATIFS GP B

11/04/2026 15:30

Qualifier (6:00 Temps) Démarré à 15:26:15

Pos.	N°	Nom complet	Meilleur tps	Dans tour	Diff.	Dernier tps	Catégorie	Club
1	268	THIEBAUT KEMPF	47.197	6		47.418	SENIOR	ASK MIRECOURT
2	252	GREGOIRE SCHNEIDER	47.240	5	0.043	47.290	SENIOR	ASK HAGUENAU C
3	297	ZOE KNEBLER	47.535	7	0.338	47.657	SENIOR	ACL LUXEMBOUR
4	290	GIACOMO NAPOLITANO	47.871	6	0.674	47.976	SENIOR	ASK HAGUENAU C
5	267	MERLIN ROHRBACHER	47.874	7	0.677	47.957	SENIOR	ASK HAGUENAU C
6	269	CLEMENT BOOTZ	47.984	8	0.787	47.984	SENIOR	ASK WITTENHEIM
7	288	PIERRE CLAUDEL	47.989	7	0.792	48.313	SENIOR	ASK CHARMES 03
8	271	CHARLY CHARPENTIER	48.199	5	1.002	48.256	SENIOR	ASK WITTENHEIM
9	243	LEO OMELTCHENKO	48.233	7	1.036	48.233	SENIOR	ASK BESANCON C
10	251	PAUL HORNUNG	48.312	6	1.115	48.668	SENIOR	ACL LUXEMBOUR
11	270	SULLIVAN BAVEREY	48.464	5	1.267	48.482	SENIOR	ASK MIRECOURT
12	262	JASMINE ZAIRI	48.809	5	1.612	48.989	SENIOR	ASK CLUB BOUZO
13	257	MAXENCE RIVELLO	48.971	5	1.774	49.262	SENIOR	ASK MIRECOURT
14	260	LUCAS PETIT	49.407	6	2.210	49.784	SENIOR	ASK HAGUENAU C
15	283	BRYAN RAULT	49.878	3	2.681	50.422	SENIOR	ASK HAGUENAU C
16	263	PIT LIMPACH	50.249	2	3.052	50.249	SENIOR	ACL LUXEMBOUR



CHPT LKGE+BFC - Q2 SEPTFONTAINES

SENIOR

CIRCUIT DE L'ENCLOS 1,200 km

ESSAIS QUALIFICATIFS GP B

11/04/2026 15:30

Qualifier (6:00 Temps) Démarré à 15:26:15

Tour	Tps/tour	Diff.	Temps du jour
(268) THIEBAUT KEMPF			
1			15:27:33.769
2	48.401	+1.204	15:28:22.170
3	47.663	+0.466	15:29:09.833
4	47.809	+0.612	15:29:57.642
5	47.411	+0.214	15:30:45.053
6	47.197		15:31:32.250
7	47.418	+0.221	15:32:19.668

Tour	Tps/tour	Diff.	Temps du jour
(252) GREGOIRE SCHNEIDER			
1			15:27:06.293
2	48.180	+0.940	15:27:54.473
3	47.620	+0.380	15:28:42.093
4	47.407	+0.167	15:29:29.500
5	47.240		15:30:16.740
6	47.312	+0.072	15:31:04.052
7	47.341	+0.101	15:31:51.393
8	47.290	+0.050	15:32:38.683

Tour	Tps/tour	Diff.	Temps du jour
(297) ZOE KNEBLER			
1			15:27:10.362
2	48.532	+0.997	15:27:58.894
3	47.807	+0.272	15:28:46.701
4	47.758	+0.223	15:29:34.459
5	47.682	+0.147	15:30:22.141
6	47.688	+0.153	15:31:09.829
7	47.535		15:31:57.364
8	47.657	+0.122	15:32:45.021

Tour	Tps/tour	Diff.	Temps du jour
(290) GIACOMO NAPOLITANO			
1			15:27:37.631
2	49.250	+1.379	15:28:26.881
3	48.386	+0.515	15:29:15.267
4	48.125	+0.254	15:30:03.392
5	48.232	+0.361	15:30:51.624
6	47.871		15:31:39.495
7	47.976	+0.105	15:32:27.471

Tour	Tps/tour	Diff.	Temps du jour
(267) MERLIN ROHRBACHER			
1			15:27:09.034
2	49.186	+1.312	15:27:58.220
3	48.444	+0.570	15:28:46.664
4	48.487	+0.613	15:29:35.151
5	48.165	+0.291	15:30:23.316
6	48.000	+0.126	15:31:11.316
7	47.874		15:31:59.190
8	47.957	+0.083	15:32:47.147

Tour	Tps/tour	Diff.	Temps du jour
(269) CLEMENT BOOTZ			
1			15:27:19.449
2	50.565	+2.581	15:28:10.014
3	49.072	+1.088	15:28:59.086
4	48.266	+0.282	15:29:47.352
5	48.664	+0.680	15:30:36.016
6	49.260	+1.276	15:31:25.276
7	48.003	+0.019	15:32:13.279
8	47.984		15:33:01.263

Tour	Tps/tour	Diff.	Temps du jour
(288) PIERRE CLAUDEL			
1			15:27:16.522
2	49.225	+1.236	15:28:05.747
3	48.375	+0.386	15:28:54.122
4	48.181	+0.192	15:29:42.303
5	48.063	+0.074	15:30:30.366
6	48.065	+0.076	15:31:18.431

Tour	Tps/tour	Diff.	Temps du jour
7	47.989		15:32:06.420
8	48.313	+0.324	15:32:54.733

Tour	Tps/tour	Diff.	Temps du jour
(271) CHARLY CHARPENTIER			
1			15:27:10.545
2	50.051	+1.852	15:28:00.596
3	48.956	+0.757	15:28:49.552
4	48.361	+0.162	15:29:37.913
5	48.199		15:30:26.112
6	49.114	+0.915	15:31:15.226
7	48.278	+0.079	15:32:03.504
8	48.256	+0.057	15:32:51.760

Tour	Tps/tour	Diff.	Temps du jour
(243) LEO OMELTCHENKO			
1			15:27:26.102
2	51.317	+3.084	15:28:17.419
3	51.073	+2.840	15:29:08.492
4	49.463	+1.230	15:29:57.955
5	48.497	+0.264	15:30:46.452
6	48.450	+0.217	15:31:34.902
7	48.233		15:32:23.135

Tour	Tps/tour	Diff.	Temps du jour
(251) PAUL HORNUNG			
1			15:27:10.342
2	49.467	+1.155	15:27:59.809
3	49.087	+0.775	15:28:48.896
4	48.587	+0.275	15:29:37.483
5	48.375	+0.063	15:30:25.858
6	48.312		15:31:14.170
7	48.539	+0.227	15:32:02.709
8	48.668	+0.356	15:32:51.377

Tour	Tps/tour	Diff.	Temps du jour
(270) SULLIVAN BAVEREY			
1			15:27:17.393
2	49.269	+0.805	15:28:06.662
3	49.142	+0.678	15:28:55.804
4	48.619	+0.155	15:29:44.423
5	48.464		15:30:32.887
6	48.491	+0.027	15:31:21.378
7	48.716	+0.252	15:32:10.094
8	48.482	+0.018	15:32:58.576

Tour	Tps/tour	Diff.	Temps du jour
(262) JASMINE ZAIRI			
1			15:27:11.515
2	49.594	+0.785	15:28:01.109
3	49.007	+0.198	15:28:50.116
4	49.023	+0.214	15:29:39.139
5	48.809		15:30:27.948
6	49.028	+0.219	15:31:16.976
7	48.981	+0.172	15:32:05.957
8	48.989	+0.180	15:32:54.946

Tour	Tps/tour	Diff.	Temps du jour
(257) MAXENCE RIVELLO			
1			15:27:39.553
2	50.678	+1.707	15:28:30.231
3	49.700	+0.729	15:29:19.931
4	49.339	+0.368	15:30:09.270
5	48.971		15:30:58.241
6	49.096	+0.125	15:31:47.337
7	49.262	+0.291	15:32:36.599

Tour	Tps/tour	Diff.	Temps du jour
(260) LUCAS PETIT			
1			15:27:21.667
2	50.779	+1.372	15:28:12.446
3	49.766	+0.359	15:29:02.212
4	49.714	+0.307	15:29:51.926

SOUS RESERVE DE CONTROLE TECHNIQUE ET/OU FAITS SPORTIFS

Orbits

Directeur de course : I FAISCA/Président du collège : A POTHEE

Organisateur : ASK Mirecourt/Chrono : M COSTANZO

LIVETIMING RESULTATS SPEEDHIVE APP (FREE APP)

Imprimé : 13/04/2026 20:23:47



www.mylaps.com
Licence pour: CIAO s.a.r.l



CHPT LKGE+BFC - Q2 SEPTFONTAINES

Tableau de tour


SENIOR

CIRCUIT DE L'ENCLOS 1,200 km

ESSAIS QUALIFICATIFS GP B

11/04/2026 15:30

Qualifier (6:00 Temps) Démarré à 15:26:15



Pilotes	Tours							
	1	2	3	4	5	6	7	8
GREGOIRE SCHNEIDER (252)	1	252	252	252	252	252	252	252
PIT LIMPACH (263)	2	263	267	267	297	297	297	297
MERLIN ROHRBACHER (267)	3	267	297	297	267	267	267	267
PAUL HORNUNG (251)	4	251	263	251	251	251	251	251
ZOE KNEBLER (297)	5	297	251	271	271	271	271	271
CHARLY CHARPENTIER (271)	6	271	271	262	262	262	262	288
JASMINE ZAIRI (262)	7	262	262	288	288	288	288	262
BRYAN RAULT (283)	8	283	288	270	270	270	270	270
PIERRE CLAUDEL (288)	9	288	283	283	283	269	269	269
SULLIVAN BAVEREY (270)	10	270	270	269	269	269	283	283
CLEMENT BOOTZ (269)	11	269	269	260	260	260	260	268
LUCAS PETIT (260)	12	260	260	243	268	268	268	260
LEO OMELTCHENKO (243)	13	243	243	268	243	243	243	243
THIEBAUT KEMPF (268)	14	268	268	290	290	290	290	290
GIACOMO NAPOLITANO (290)	15	290	290	257	257	257	257	257
MAXENCE RIVELLO (257)	16	257	257					

CHPT LKGE+BFC - Q2 SEPTFONTAINES

SENIOR

CIRCUIT DE L'ENCLOS 1,200 km

CUMUL ESSAIS QUALIFICATIFS

Pos.	N°	Nom complet	EQ	EQ	Total meill. tps.	Catégorie	Club
1	211	VIVIEN GUYONNET	1	--	47.182	SENIOR	ASK CHALONS SUR SAONE 0478
2	268	THIEBAUT KEMPF	--	2	47.197	SENIOR	ASK MIRECOURT 0354
3	208	GUILLAUME MAUGAIN	3	--	47.434	SENIOR	ASK DE L'ENCLOS 0465
4	252	GREGOIRE SCHNEIDER	--	4	47.240	SENIOR	ASK HAGUENAU 0364
5	215	ARTHUR CAZAUBON	5	--	47.570	SENIOR	ASK LE CREUSOT 0480
6	297	ZOE KNEBLER	--	6	47.535	SENIOR	ACL LUXEMBOURG
7	210	QUENTIN HECHE	7	--	47.620	SENIOR	AUTOSPORT SCHWEIZ
8	290	GIACOMO NAPOLITANO	--	8	47.871	SENIOR	ASK HAGUENAU 0364
9	201	FLORENT PANES	9	--	47.638	SENIOR	AUTOSPORT SCHWEIZ
10	267	MERLIN ROHRBACHER	--	10	47.874	SENIOR	ASK HAGUENAU 0364
11	221	NEILL MAITRE	11	--	47.786	SENIOR	ASK 21 0458
12	269	CLEMENT BOOTZ	--	12	47.984	SENIOR	ASK WITTENHEIM 0376
13	228	LYNIS CHOLLET	13	--	47.857	SENIOR	ASK CHALONS SUR SAONE 0478
14	288	PIERRE CLAUDEL	--	14	47.989	SENIOR	ASK CHARMES 0352
15	225	NOE HINIGER-GRILLON	15	--	47.868	SENIOR	ASK ASCAP PAYS DE MONTBELLiard 0453
16	271	CHARLY CHARPENTIER	--	16	48.199	SENIOR	ASK WITTENHEIM 0376
17	222	SIMON WAGNER	17	--	47.878	SENIOR	ASK ASCAP PAYS DE MONTBELLiard 0453
18	243	LEO OMELTCHENKO	--	18	48.233	SENIOR	ASK BESANCON 0462
19	217	ARMAND HOULMANN	19	--	47.916	SENIOR	ASK LE CREUSOT 0480
20	251	PAUL HORNING	--	20	48.312	SENIOR	ACL LUXEMBOURG
21	233	JAN COLIN	21	--	47.962	SENIOR	AUTOSPORT SCHWEIZ
22	270	SULLIVAN BAVEREY	--	22	48.464	SENIOR	ASK MIRECOURT 0354
23	232	HUGO DA SILVA	23	--	48.040	SENIOR	ASK MOIRANS EN MONTAGNE 0470
24	262	JASMINE ZAIRI	--	24	48.809	SENIOR	ASK CLUB BOUZONVILLE 0358
25	212	LEO HUART	25	--	48.286	SENIOR	ASK ASCAP PAYS DE MONTBELLiard 0453
26	257	MAXENCE RIVELLO	--	26	48.971	SENIOR	ASK MIRECOURT 0354
27	240	VALENTIN HERVAS	27	--	48.400	SENIOR	ASK SENS 0488
28	260	LUCAS PETIT	--	28	49.407	SENIOR	ASK HAGUENAU 0364
29	203	BRYAN CHEVALIER	29	--	48.450	SENIOR	ASK ASCAP PAYS DE MONTBELLiard 0453
30	283	BRYAN RAULT	--	30	49.878	SENIOR	ASK HAGUENAU 0364
31	207	CARL REGY	31	--	48.963	SENIOR	ASK SENS 0488
32	263	PIT LIMPACH	--	32	50.249	SENIOR	ACL LUXEMBOURG



CHPT LKGE+BFC - Q2 SEPTFONTAINES

SENIOR

CIRCUIT DE L'ENCLOS 1,200 km

MANCHE 1

11/04/2026 17:25

Course (8:00 et 1 Tours) Démarré à 17:40:50

10	217 ARMAND HOULMANN 19	251 PAUL HORNUNG 20
9	222 SIMON WAGNER 17	243 LEO OMELTCHENKO 18
8	225 NOE HINIGER-GRILLON 15	271 CHARLY CHARPENTIER 16
7	228 LYNIS CHOLLET 13	288 PIERRE CLAUDEL 14
6	221 NEILL MAITRE 11	269 CLEMENT BOOTZ 12
5	201 FLORENT PANES 9	267 MERLIN ROHRBACHER 10
4	210 QUENTIN HECHÉ 7	290 GIACOMO NAPOLITANO 8
3	215 ARTHUR CAZAUBON 5	297 ZOE KNEBLER 6
2	208 GUILLAUME MAUGAIN 3	252 GREGOIRE SCHNEIDER 4
1	211 VIVIEN GUYONNET 1	268 THIEBAUT KEMPF 2

POLE POSITION

SOUS RESERVE DE CONTROLE TECHNIQUE ET/OU FAITS SPORTIFS

Orbits

Directeur de course : I FAISCA/Président du collège : A POTHEE

Organisateur : ASK Mirecourt/Chrono : M COSTANZO

LIVETIMING RESULTATS SPEEDHIVE APP (FREE APP)

Imprimé : 13/04/2026 20:26:53



www.mylaps.com
Licence pour: CIAO s.a.r.l



CHPT LKGE+BFC - Q2 SEPTFONTAINES

SENIOR
MANCHE 1
Course (8:00 et 1 Tours) Démarré à 17:40:50

CIRCUIT DE L'ENCLOS 1,200 km

11/04/2026 17:25

16

207 CARL REGY

31

263 PIT LIMPACH

32

15

203 BRYAN CHEVALIER

29

283 BRYAN RAULT

30

14

240 VALENTIN HERVAS

27

260 LUCAS PETIT

28

13

212 LEO HUART

25

257 MAXENCE RIVELLO

26

12

232 HUGO DA SILVA

23

262 JASMINE ZAIRI

24

11

233 JAN COLIN

21

270 SULLIVAN BAVEREY

22

SOUS RESERVE DE CONTROLE TECHNIQUE ET/OU FAITS SPORTIFS

Orbits

Directeur de course : I FAISCA/Président du collège : A POTHEE

Organisateur : ASK Mirecourt/Chrono : M COSTANZO

LIVETIMING RESULTATS SPEEDHIVE APP (FREE APP)

Imprimé : 13/04/2026 20:26:53



www.mylaps.com

Licence pour: CIAO s.a.r.l

Page 2/2



CHPT LKGE+BFC - Q2 SEPTFONTAINES

Trié par tour

SENIOR

CIRCUIT DE L'ENCLOS 1,200 km

MANCHE 1

11/04/2026 17:25

Course (8:00 et 1 Tours) Démarré à 17:40:50

Pos.	N°	Nom complet	Tours	Diff.	Meilleur tps	Dans tour	Correction du te	Catégorie	Club
1	211	VIVIEN GUYONNET	12		47.317	10		SENIOR	ASK CHALONS SUR SAONE 0478
2	268	THIEBAUT KEMPF	12	1.296	47.340	11		SENIOR	ASK MIRECOURT 0354
3	252	GREGOIRE SCHNEIDER	12	2.115	47.253	7		SENIOR	ASK HAGUENAU 0364
4	208	GUILLAUME MAUGAIN	12	3.020	47.490	7		SENIOR	ASK DE L'ENCLOS 0465
5	201	FLORENT PANES	12	3.241	47.387	7		SENIOR	AUTOSPORT SCHWEIZ
6	210	QUENTIN HECHÉ	12	3.524	47.526	9		SENIOR	AUTOSPORT SCHWEIZ
7	297	ZOE KNEBLER	12	5.984	47.606	10		SENIOR	ACL LUXEMBOURG
8	221	NEILL MAITRE	12	5.999	47.592	9		SENIOR	ASK 21 0458
9	267	MERLIN ROHRBACHER	12	11.125	47.965	7		SENIOR	ASK HAGUENAU 0364
10	288	PIERRE CLAUDEL	12	12.979	47.837	9		SENIOR	ASK CHARMES 0352
11	217	ARMAND HOULMANN	12	16.629	47.678	11	5.000	SENIOR	ASK LE CREUSOT 0480
12	251	PAUL HORNUNG	12	17.008	48.193	7		SENIOR	ACL LUXEMBOURG
13	233	JAN COLIN	12	17.594	48.057	12		SENIOR	AUTOSPORT SCHWEIZ
14	270	SULLIVAN BAVEREY	12	17.645	48.153	7		SENIOR	ASK MIRECOURT 0354
15	263	PIT LIMPACH	12	18.154	47.671	10		SENIOR	ACL LUXEMBOURG
16	225	NOE HINIGER-GRILLON	12	18.775	48.006	10		SENIOR	ASK ASCAP PAYS DE MONTBELLIARD 04
17	203	BRYAN CHEVALIER	12	19.949	48.209	7		SENIOR	ASK ASCAP PAYS DE MONTBELLIARD 04
18	271	CHARLY CHARPENTIER	12	20.134	48.440	7		SENIOR	ASK WITTENHEIM 0376
19	262	JASMINE ZAÏRI	12	21.959	48.574	8		SENIOR	ASK CLUB BOUZONVILLE 0358
20	215	ARTHUR CAZAUBON	12	21.976	47.477	11		SENIOR	ASK LE CREUSOT 0480
21	290	GIACOMO NAPOLITANO	12	23.190	48.600	11		SENIOR	ASK HAGUENAU 0364
22	222	SIMON WAGNER	12	23.919	48.005	6	5.000	SENIOR	ASK ASCAP PAYS DE MONTBELLIARD 04
23	240	VALENTIN HERVAS	12	26.453	48.283	12		SENIOR	ASK SENS 0488
24	212	LEO HUART	12	27.822	48.276	9		SENIOR	ASK ASCAP PAYS DE MONTBELLIARD 04
25	269	CLEMENT BOOTZ	12	30.147	48.166	7		SENIOR	ASK WITTENHEIM 0376
26	228	LYNIS CHOLLET	12	31.737	48.664	2		SENIOR	ASK CHALONS SUR SAONE 0478
27	207	CARL REGY	12	32.622	49.034	8		SENIOR	ASK SENS 0488
28	257	MAXENCE RIVELLO	12	41.081	48.663	12		SENIOR	ASK MIRECOURT 0354
29	283	BRYAN RAULT	12	44.344	49.210	8		SENIOR	ASK HAGUENAU 0364
30	232	HUGO DA SILVA	10	2 Tours	48.047	7		SENIOR	ASK MOIRANS EN MONTAGNE 0470
31	243	LEO OMELTCHENKO	.2 Tours			0		SENIOR	ASK BESANCON 0462
32	260	LUCAS PETIT	.2 Tours			0		SENIOR	ASK HAGUENAU 0364

Annonces

N°217/N°222: 5S DE PENALITE POUR CARENAGE EN MAUVAISE POSITION

Marge de victoire	Vit. moy.	Meilleur tps/tour	Meilleure vit.	Meilleur tour
1.296	90,320	47.253	91,423	252 - GREGOIRE SCHNEIDER

SOUS RESERVE DE CONTROLE TECHNIQUE ET/OU FAITS SPORTIFS

Orbits

Directeur de course : I FAISCA/Président du collège : A POTHEE

Organisateur : ASK Mirecourt/Chrono : M COSTANZO

LIVETIMING RESULTATS SPEEDHIVE APP (FREE APP)



www.mylaps.com

Licence pour: CIAO s.a.r.l

CHPT LKGE+BFC - Q2 SEPTFONTAINES

SENIOR

CIRCUIT DE L'ENCLOS 1,200 km

MANCHE 1

11/04/2026 17:25

Course (8:00 et 1 Tours) Démarré à 17:40:50

Tour	Tps/tour	Diff.	Temps du jour
(211) VIVIEN GUYONNET			
1	49.599	+2.282	17:41:41.497
2	48.078	+0.761	17:42:29.575
3	47.656	+0.339	17:43:17.231
4	47.498	+0.181	17:44:04.729
5	47.469	+0.152	17:44:52.198
6	47.546	+0.229	17:45:39.744
7	47.432	+0.115	17:46:27.176
8	47.451	+0.134	17:47:14.627
9	47.421	+0.104	17:48:02.048
10	47.317		17:48:49.365
11	47.384	+0.067	17:49:36.749
12	47.525	+0.208	17:50:24.274

Tour	Tps/tour	Diff.	Temps du jour
(268) THIEBAUT KEMPF			
1	50.113	+2.773	17:41:42.221
2	47.989	+0.649	17:42:30.210
3	47.840	+0.500	17:43:18.050
4	47.592	+0.252	17:44:05.642
5	47.525	+0.185	17:44:53.167
6	47.618	+0.278	17:45:40.785
7	47.436	+0.096	17:46:28.221
8	47.751	+0.411	17:47:15.972
9	47.489	+0.149	17:48:03.461
10	47.399	+0.059	17:48:50.860
11	47.340		17:49:38.200
12	47.370	+0.030	17:50:25.570

Tour	Tps/tour	Diff.	Temps du jour
(252) GREGOIRE SCHNEIDER			
1	50.677	+3.424	17:41:42.868
2	47.991	+0.738	17:42:30.859
3	47.583	+0.330	17:43:18.442
4	47.598	+0.345	17:44:06.040
5	47.578	+0.325	17:44:53.618
6	47.581	+0.328	17:45:41.199
7	47.253		17:46:28.452
8	47.719	+0.466	17:47:16.171
9	48.018	+0.765	17:48:04.189
10	47.560	+0.307	17:48:51.749
11	47.271	+0.018	17:49:39.020
12	47.369	+0.116	17:50:26.389

Tour	Tps/tour	Diff.	Temps du jour
(208) GUILLAUME MAUGAIN			
1	49.967	+2.477	17:41:41.960
2	47.987	+0.497	17:42:29.947
3	47.796	+0.306	17:43:17.743
4	47.651	+0.161	17:44:05.394
5	47.627	+0.137	17:44:53.021
6	47.594	+0.104	17:45:40.615
7	47.490		17:46:28.105
8	47.826	+0.336	17:47:15.931
9	48.238	+0.748	17:48:04.169
10	47.924	+0.434	17:48:52.093
11	47.695	+0.205	17:49:39.788
12	47.506	+0.016	17:50:27.294

Tour	Tps/tour	Diff.	Temps du jour
(201) FLORENT PANES			
1	51.256	+3.869	17:41:43.549
2	48.017	+0.630	17:42:31.566
3	47.740	+0.353	17:43:19.306
4	47.665	+0.278	17:44:06.971
5	47.574	+0.187	17:44:54.545
6	47.587	+0.200	17:45:42.132
7	47.387		17:46:29.519
8	47.450	+0.063	17:47:16.969

Tour	Tps/tour	Diff.	Temps du jour
9	47.434	+0.047	17:48:04.403
10	48.047	+0.660	17:48:52.450
11	47.630	+0.243	17:49:40.080
12	47.435	+0.048	17:50:27.515

Tour	Tps/tour	Diff.	Temps du jour
(210) QUENTIN HECHÉ			
1	50.245	+2.719	17:41:42.454
2	48.164	+0.638	17:42:30.618
3	47.690	+0.164	17:43:18.308
4	47.615	+0.089	17:44:05.923
5	47.648	+0.122	17:44:53.571
6	48.029	+0.503	17:45:41.600
7	47.556	+0.030	17:46:29.156
8	47.613	+0.087	17:47:16.769
9	47.526		17:48:04.295
10	47.865	+0.339	17:48:52.160
11	47.851	+0.325	17:49:40.011
12	47.787	+0.261	17:50:27.798

Tour	Tps/tour	Diff.	Temps du jour
(297) ZOE KNEBLER			
1	51.345	+3.739	17:41:43.616
2	48.415	+0.809	17:42:32.031
3	48.009	+0.403	17:43:20.040
4	47.846	+0.240	17:44:07.886
5	47.905	+0.299	17:44:55.791
6	47.824	+0.218	17:45:43.615
7	47.612	+0.006	17:46:31.227
8	48.192	+0.586	17:47:19.419
9	47.720	+0.114	17:48:07.139
10	47.606		17:48:54.745
11	47.794	+0.188	17:49:42.539
12	47.719	+0.113	17:50:30.258

Tour	Tps/tour	Diff.	Temps du jour
(221) NEILL MAITRE			
1	51.624	+4.032	17:41:44.014
2	48.512	+0.920	17:42:32.526
3	48.077	+0.485	17:43:20.603
4	47.960	+0.368	17:44:08.563
5	47.711	+0.119	17:44:56.274
6	47.715	+0.123	17:45:43.989
7	47.633	+0.041	17:46:31.622
8	47.724	+0.132	17:47:19.346
9	47.592		17:48:06.938
10	47.744	+0.152	17:48:54.682
11	47.664	+0.072	17:49:42.346
12	47.927	+0.335	17:50:30.273

Tour	Tps/tour	Diff.	Temps du jour
(267) MERLIN ROHRBACHER			
1	52.083	+4.118	17:41:44.601
2	48.878	+0.913	17:42:33.479
3	48.489	+0.524	17:43:21.968
4	48.535	+0.570	17:44:10.503
5	48.460	+0.495	17:44:58.963
6	48.205	+0.240	17:45:47.168
7	47.965		17:46:35.133
8	48.018	+0.053	17:47:23.151
9	48.099	+0.134	17:48:11.250
10	48.059	+0.094	17:48:59.309
11	48.037	+0.072	17:49:47.346
12	48.053	+0.088	17:50:35.399

Tour	Tps/tour	Diff.	Temps du jour
(288) PIERRE CLAUDEL			
1	52.867	+5.030	17:41:46.079
2	49.048	+1.211	17:42:35.127
3	48.426	+0.589	17:43:23.553
4	48.308	+0.471	17:44:11.861

Tour	Tps/tour	Diff.	Temps du jour
5	49.712	+1.875	17:45:01.573
6	48.059	+0.222	17:45:49.632
7	48.017	+0.180	17:46:37.649
8	47.870	+0.033	17:47:25.519
9	47.837		17:48:13.356
10	47.935	+0.098	17:49:01.291
11	47.889	+0.052	17:49:49.180
12	48.073	+0.236	17:50:37.253

Tour	Tps/tour	Diff.	Temps du jour
(217) ARMAND HOULMANN			
1	52.102	+4.424	17:41:45.061
2	49.139	+1.461	17:42:34.200
3	48.343	+0.665	17:43:22.543
4	48.328	+0.650	17:44:10.871
5	50.051	+2.373	17:45:00.922
6	48.102	+0.424	17:45:49.024
7	47.892	+0.214	17:46:36.916
8	48.070	+0.392	17:47:24.986
9	47.781	+0.103	17:48:12.767
10	47.744	+0.066	17:49:00.511
11	47.678		17:49:48.189
12	47.714	+0.036	17:50:35.903

Tour	Tps/tour	Diff.	Temps du jour
(251) PAUL HORNING			
1	52.529	+4.336	17:41:46.269
2	49.319	+1.126	17:42:35.588
3	48.713	+0.520	17:43:24.301
4	48.437	+0.244	17:44:12.738
5	49.239	+1.046	17:45:01.977
6	48.459	+0.266	17:45:50.436
7	48.193		17:46:38.629
8	48.319	+0.126	17:47:26.948
9	48.956	+0.763	17:48:15.904
10	48.660	+0.467	17:49:04.564
11	48.375	+0.182	17:49:52.939
12	48.343	+0.150	17:50:41.282

Tour	Tps/tour	Diff.	Temps du jour
(233) JAN COLIN			
1	53.629	+5.572	17:41:46.947
2	49.737	+1.680	17:42:36.684
3	49.145	+1.088	17:43:25.829
4	48.734	+0.677	17:44:14.563
5	49.118	+1.061	17:45:03.681
6	48.344	+0.287	17:45:52.025
7	48.093	+0.036	17:46:40.118
8	48.320	+0.263	17:47:28.438
9	48.212	+0.155	17:48:16.650
10	48.635	+0.578	17:49:05.285
11	48.526	+0.469	17:49:53.811
12	48.057		17:50:41.868

Tour	Tps/tour	Diff.	Temps du jour
(270) SULLIVAN BAVEREY			
1	53.602	+5.449	17:41:47.483
2	49.220	+1.067	17:42:36.703
3	49.066	+0.913	17:43:25.769
4	48.733	+0.580	17:44:14.502
5	49.113	+0.960	17:45:03.615
6	48.288	+0.135	17:45:51.903
7	48.153		17:46:40.056
8	48.325	+0.172	17:47:28.381
9	48.209	+0.056	17:48:16.590
10	48.623	+0.470	17:49:05.213
11	48.431	+0.278	17:49:53.644
12	48.275	+0.122	17:50:41.919

Tour	Tps/tour	Diff.	Temps du jour
(263) PIT LIMPACH			

SOUS RESERVE DE CONTROLE TECHNIQUE ET/OU FAITS SPORTIFS

Orbits

Directeur de course : I FAISCA/Président du collège : A POTHEE

Organisateur : ASK Mirecourt/Chrono : M COSTANZO

LIVETIMING RESULTATS SPEEDHIVE APP (FREE APP)

Imprimé : 13/04/2026 20:27:14



www.mylaps.com
Licence pour: CIAO s.a.r.l

CHPT LKGE+BFC - Q2 SEPTFONTAINES

SENIOR

CIRCUIT DE L'ENCLOS 1,200 km

MANCHE 1

11/04/2026 17:25

Course (8:00 et 1 Tours) Démarré à 17:40:50

Tour	Tps/tour	Diff.	Temps du jour
1	54.168	+6.497	17:41:49.648
2	50.003	+2.332	17:42:39.651
3	48.652	+0.981	17:43:28.303
4	47.982	+0.311	17:44:16.285
5	48.645	+0.974	17:45:04.930
6	48.618	+0.947	17:45:53.548
7	47.959	+0.288	17:46:41.507
8	47.748	+0.077	17:47:29.255
9	48.777	+1.106	17:48:18.032
10	47.671		17:49:05.703
11	48.822	+1.151	17:49:54.525
12	47.903	+0.232	17:50:42.428

(225) NOE HINIGER-GRILLON

1	53.084	+5.078	17:41:45.778
2	49.100	+1.094	17:42:34.878
3	48.356	+0.350	17:43:23.234
4	48.551	+0.545	17:44:11.785
5	52.171	+4.165	17:45:03.956
6	48.761	+0.755	17:45:52.717
7	48.057	+0.051	17:46:40.774
8	48.352	+0.346	17:47:29.126
9	48.429	+0.423	17:48:17.555
10	48.006		17:49:05.561
11	49.105	+1.099	17:49:54.666
12	48.383	+0.377	17:50:43.049

(203) BRYAN CHEVALIER

1	53.531	+5.322	17:41:47.732
2	49.400	+1.191	17:42:37.132
3	48.882	+0.673	17:43:26.014
4	48.818	+0.609	17:44:14.832
5	49.015	+0.806	17:45:03.847
6	48.365	+0.156	17:45:52.212
7	48.209		17:46:40.421
8	48.803	+0.594	17:47:29.224
9	49.284	+1.075	17:48:18.508
10	48.675	+0.466	17:49:07.183
11	48.539	+0.330	17:49:55.722
12	48.501	+0.292	17:50:44.223

(271) CHARLY CHARPENTIER

1	53.698	+5.258	17:41:47.839
2	49.968	+1.528	17:42:37.807
3	48.694	+0.254	17:43:26.501
4	48.601	+0.161	17:44:15.102
5	48.903	+0.463	17:45:04.005
6	49.170	+0.730	17:45:53.175
7	48.440		17:46:41.615
8	48.458	+0.018	17:47:30.073
9	48.517	+0.077	17:48:18.590
10	48.709	+0.269	17:49:07.299
11	48.570	+0.130	17:49:55.869
12	48.539	+0.099	17:50:44.408

(262) JASMINE ZAIRI

1	53.586	+5.012	17:41:47.702
2	50.062	+1.488	17:42:37.764
3	49.319	+0.745	17:43:27.083
4	48.836	+0.262	17:44:15.919
5	49.222	+0.648	17:45:05.141
6	48.928	+0.354	17:45:54.069
7	48.919	+0.345	17:46:42.988
8	48.574		17:47:31.562
9	48.674	+0.100	17:48:20.236
10	48.615	+0.041	17:49:08.851

Tour	Tps/tour	Diff.	Temps du jour
11	48.667	+0.093	17:49:57.518
12	48.715	+0.141	17:50:46.233

(215) ARTHUR CAZAUBON

1	1:04.017	+16.540	17:41:56.148
2	48.745	+1.268	17:42:44.893
3	48.135	+0.658	17:43:33.028
4	47.896	+0.419	17:44:20.924
5	49.645	+2.168	17:45:10.569
6	49.333	+1.856	17:45:59.902
7	48.239	+0.762	17:46:48.141
8	47.712	+0.235	17:47:35.853
9	47.572	+0.095	17:48:23.425
10	47.612	+0.135	17:49:11.037
11	47.477		17:49:58.514
12	47.736	+0.259	17:50:46.250

(290) GIACOMO NAPOLITANO

1	54.058	+5.458	17:41:46.501
2	49.590	+0.990	17:42:36.091
3	49.563	+0.963	17:43:25.654
4	50.019	+1.419	17:44:15.673
5	48.908	+0.308	17:45:04.581
6	49.298	+0.698	17:45:53.879
7	49.453	+0.853	17:46:43.332
8	48.967	+0.367	17:47:32.299
9	48.926	+0.326	17:48:21.225
10	48.616	+0.016	17:49:09.841
11	48.600		17:49:58.441
12	49.023	+0.423	17:50:47.464

(222) SIMON WAGNER

1	52.124	+4.119	17:41:44.925
2	48.845	+0.840	17:42:33.770
3	48.642	+0.637	17:43:22.412
4	48.293	+0.288	17:44:10.705
5	51.860	+3.855	17:45:02.565
6	48.005		17:45:50.570
7	48.145	+0.140	17:46:38.715
8	48.293	+0.288	17:47:27.008
9	49.315	+1.310	17:48:16.323
10	48.834	+0.829	17:49:05.157
11	49.988	+1.983	17:49:55.145
12	48.048	+0.043	17:50:43.193

(240) VALENTIN HERVAS

1	59.949	+11.666	17:41:53.865
2	49.505	+1.222	17:42:43.370
3	48.754	+0.471	17:43:32.124
4	48.588	+0.305	17:44:20.712
5	49.708	+1.425	17:45:10.420
6	49.241	+0.958	17:45:59.661
7	48.926	+0.643	17:46:48.587
8	48.615	+0.332	17:47:37.202
9	48.371	+0.088	17:48:25.573
10	48.481	+0.198	17:49:14.054
11	48.390	+0.107	17:50:02.444
12	48.283		17:50:50.727

(212) LEO HUART

1	58.899	+10.623	17:41:52.698
2	49.281	+1.005	17:42:41.979
3	48.697	+0.421	17:43:30.676
4	49.456	+1.180	17:44:20.132
5	49.931	+1.655	17:45:10.063
6	49.913	+1.637	17:45:59.976

Tour	Tps/tour	Diff.	Temps du jour
7	49.525	+1.249	17:46:49.501
8	49.096	+0.820	17:47:38.597
9	48.276		17:48:26.873
10	48.538	+0.262	17:49:15.411
11	48.341	+0.065	17:50:03.752
12	48.344	+0.068	17:50:52.096

(269) CLEMENT BOOTZ

1	1:05.931	+17.765	17:41:58.603
2	49.556	+1.390	17:42:48.159
3	49.083	+0.917	17:43:37.242
4	48.937	+0.771	17:44:26.179
5	48.492	+0.326	17:45:14.671
6	48.379	+0.213	17:46:03.050
7	48.166		17:46:51.216
8	48.337	+0.171	17:47:39.553
9	48.962	+0.796	17:48:28.515
10	49.234	+1.068	17:49:17.749
11	48.356	+0.190	17:50:06.105
12	48.316	+0.150	17:50:54.421

(228) LYNIS CHOLLET

1	52.445	+3.781	17:41:44.985
2	48.664		17:42:33.649
3	48.822	+0.158	17:43:22.471
4	48.691	+0.027	17:44:11.162
5	58.666	+10.002	17:45:09.828
6	51.251	+2.587	17:46:01.079
7	49.373	+0.709	17:46:50.452
8	48.861	+0.197	17:47:39.313
9	49.162	+0.498	17:48:28.475
10	49.527	+0.863	17:49:18.002
11	49.090	+0.426	17:50:07.092
12	48.919	+0.255	17:50:56.011

(207) CARL REGY

1	54.084	+5.050	17:41:49.324
2	50.240	+1.206	17:42:39.564
3	50.646	+1.612	17:43:30.210
4	49.856	+0.822	17:44:20.066
5	50.724	+1.690	17:45:10.790
6	50.068	+1.034	17:46:00.858
7	49.234	+0.200	17:46:50.092
8	49.034		17:47:39.126
9	49.799	+0.765	17:48:28.925
10	49.300	+0.266	17:49:18.225
11	49.480	+0.446	17:50:07.705
12	49.191	+0.157	17:50:56.896

(257) MAXENCE RIVELLO

1	55.254	+6.591	17:41:49.803
2	50.382	+1.719	17:42:40.185
3	50.281	+1.618	17:43:30.466
4	49.884	+1.221	17:44:20.350
5	1:02.436	+13.773	17:45:22.786
6	49.156	+0.493	17:46:11.942
7	49.007	+0.344	17:47:00.949
8	48.762	+0.099	17:47:49.711
9	49.024	+0.361	17:48:38.735
10	48.750	+0.087	17:49:27.485
11	49.207	+0.544	17:50:16.692
12	48.663		17:51:05.355

(283) BRYAN RAULT

1	54.512	+5.302	17:41:49.774
2	49.804	+0.594	17:42:39.578

SOUS RESERVE DE CONTROLE TECHNIQUE ET/OU FAITS SPORTIFS

Orbits

Directeur de course : I FAISCA/Président du collège : A POTHEE

Organisateur : ASK Mirecourt/Chrono : M COSTANZO

LIVETIMING RESULTATS SPEEDHIVE APP (FREE APP)

Imprimé : 13/04/2026 20:27:14



www.mylaps.com
Licence pour: CIAO s.a.r.l

Page 2/3

CHPT LKGE+BFC - Q2 SEPTFONTAINES

Tableau de tour

SENIOR

CIRCUIT DE L'ENCLOS 1,200 km

MANCHE 1

11/04/2026 17:25

Course (8:00 et 1 Tours) Démarré à 17:40:50

Pilotes	Tours												
	0	1	2	3	4	5	6	7	8	9	10	11	12
VIVIEN GUYONNET (211)	1	211	211	211	211	211	211	211	211	211	211	211	211
GUILLAUME MAUGAIN (208)	2	208	208	208	208	208	208	208	208	268	268	268	268
THIEBAUT KEMPF (268)	3	268	268	268	268	268	268	268	268	208	252	252	252
ARTHUR CAZAUBON (215)	4	215	210	210	210	210	252	252	252	252	208	208	208
GREGOIRE SCHNEIDER (252)	5	252	252	252	252	252	210	210	210	210	210	210	201
QUENTIN HECHE (210)	6	210	201	201	201	201	201	201	201	201	201	201	210
ZOE KNEBLER (297)	7	297	297	297	297	297	297	297	221	221	221	221	297
FLORENT PANES (201)	8	201	221	221	221	221	221	221	297	297	297	297	221
NEILL MAITRE (221)	9	221	267	267	267	267	267	267	267	267	267	267	267
GIACOMO NAPOLITANO (290)	10	290	222	228	222	222	217	217	217	217	217	217	217
MERLIN ROHRBACHER (267)	11	267	228	222	228	217	288	288	288	288	288	288	288
LYNIS CHOLLET (228)	12	228	217	217	217	228	251	251	251	251	251	251	251
CLEMENT BOOTZ (269)	13	269	225	225	225	225	222	222	222	222	232	232	270
NOE HINIGER-GRILLON (225)	14	225	288	288	288	288	232	232	232	232	222	222	233
SIMON WAGNER (222)	15	222	251	251	251	251	270	270	270	270	270	270	263
ARMAND HOULMANN (217)	16	217	290	290	232	232	233	233	233	233	233	233	225
PIERRE CLAUDEL (288)	17	288	232	232	290	270	203	203	203	225	225	225	222
JAN COLIN (233)	18	233	233	233	270	233	225	225	225	203	263	263	203
HUGO DA SILVA (232)	19	232	270	270	233	203	271	271	263	263	203	203	271
LEO OMELTCHENKO (243)	20	243	262	203	203	271	290	263	271	271	271	271	262
PAUL HORNUNG (251)	21	251	203	262	271	290	263	290	262	262	262	262	290
LEO HUART (212)	22	212	271	271	262	262	262	262	290	290	290	290	215
SULLIVAN BAVEREY (270)	23	270	207	207	263	263	228	283	215	215	215	215	240
VALENTIN HERVAS (240)	24	240	263	283	283	283	283	240	240	240	240	240	212
JASMINE ZAIRI (262)	25	262	283	263	207	207	212	215	283	283	212	212	269
CHARLY CHARPENTIER (271)	26	271	257	257	257	212	240	212	212	212	283	269	228
BRYAN CHEVALIER (203)	27	203	212	212	212	257	215	207	207	207	228	283	207
MAXENCE RIVELLO (257)	28	257	240	240	240	240	207	228	228	228	269	228	257
LUCAS PETIT (260)	29	260	215	215	215	215	269	269	269	269	207	207	283
CARL REGY (207)	30	207	269	269	269	269	257	257	257	257	257	257	257
BRYAN RAULT (283)	31	283											
PIT LIMPACH (263)	32	263											

CHPT LKGE+BFC - Q2 SEPTFONTAINES

Tableau de tour


SENIOR

CIRCUIT DE L'ENCLOS 1,200 km

MANCHE 1

11/04/2026 17:25

Course (8:00 et 1 Tours) Démarré à 17:40:50



Pilotes	Tours												
	0	1	2	3	4	5	6	7	8	9	10	11	12
211	211	211	211	211	211	211	211	211	211	211	211	211	211
208	208	208	208	208	208	208	208	208	208	268	268	268	268
268	268	268	268	268	268	268	268	268	208	252	252	252	252
215	210	210	210	210	210	252	252	252	252	208	208	208	208
252	252	252	252	252	252	210	210	210	210	210	210	210	201
210	201	201	201	201	201	201	201	201	201	201	201	201	210
297	297	297	297	297	297	297	297	297	221	221	221	221	297
201	221	221	221	221	221	221	221	297	297	297	297	297	221
221	267	267	267	267	267	267	267	267	267	267	267	267	267
290	222	228	222	222	217	217	217	217	217	217	217	217	217
267	228	222	228	217	288	288	288	288	288	288	288	288	288
228	217	217	217	228	251	251	251	251	251	251	251	251	251
269	225	225	225	225	222	222	222	222	232	232	270	233	233
225	288	288	288	288	232	232	232	232	222	222	233	270	270
222	251	251	251	251	270	270	270	270	270	270	263	263	263
217	290	290	232	232	233	233	233	233	233	233	225	225	225
288	232	232	290	270	203	203	203	225	225	225	222	222	222
233	233	233	270	233	225	225	225	203	263	263	203	203	203
232	270	270	233	203	271	263	263	203	203	271	271	271	271
243	262	203	203	271	290	263	271	271	271	271	262	262	262
251	203	262	271	290	263	290	262	262	262	262	290	215	215
212	271	271	262	262	262	262	290	290	290	290	215	290	290
270	207	207	263	263	228	283	215	215	215	215	240	240	240
240	263	283	283	283	283	240	240	240	240	240	212	212	212
262	283	263	207	207	212	215	283	283	212	212	269	269	269
271	257	257	257	212	240	212	212	212	283	269	228	228	228
203	212	212	212	257	215	207	207	207	228	283	207	207	207
257	240	240	240	240	207	228	228	228	269	228	257	257	257
260	215	215	215	215	269	269	269	269	207	207	283	283	283
207	269	269	269	269	257	257	257	257	257	257	257	257	257
283													
263													

CHPT LKGE+BFC - Q2 SEPTFONTAINES

Tableau de tour


SENIOR

CIRCUIT DE L'ENCLOS 1,200 km

MANCHE 1

11/04/2026 17:25

Course (8:00 et 1 Tours) Démarré à 17:40:50



Pilotes	Tours												
	0	1	2	3	4	5	6	7	8	9	10	11	12
211	211	211	211	211	211	211	211	211	211	211	211	211	211
208	208	208	208	208	208	208	208	208	208	268	268	268	268
268	268	268	268	268	268	268	268	268	208	252	252	252	252
215	210	210	210	210	210	252	252	252	252	208	208	208	208
252	252	252	252	252	252	210	210	210	210	210	210	210	201
210	201	201	201	201	201	201	201	201	201	201	201	201	210
297	297	297	297	297	297	297	297	297	221	221	221	221	297
201	221	221	221	221	221	221	221	297	297	297	297	297	221
221	267	267	267	267	267	267	267	267	267	267	267	267	267
290	222	228	222	222	217	217	217	217	217	217	217	217	217
267	228	222	228	217	288	288	288	288	288	288	288	288	288
228	217	217	217	228	251	251	251	251	251	251	251	251	251
269	225	225	225	225	222	222	222	222	232	232	270	233	233
225	288	288	288	288	232	232	232	232	222	222	233	270	270
222	251	251	251	251	270	270	270	270	270	270	263	263	263
217	290	290	232	232	233	233	233	233	233	233	225	225	225
288	232	232	290	270	203	203	203	225	225	225	222	222	222
233	233	233	270	233	225	225	225	203	263	263	203	203	203
232	270	270	233	203	271	263	263	203	203	271	271	271	271
243	262	203	203	271	290	263	271	271	271	271	262	262	262
251	203	262	271	290	263	290	262	262	262	262	290	215	215
212	271	271	262	262	262	262	290	290	290	290	215	290	290
270	207	207	263	263	228	283	215	215	215	215	240	240	240
240	263	283	283	283	283	240	240	240	240	240	212	212	212
262	283	263	207	207	212	215	283	283	212	212	269	269	269
271	257	257	257	212	240	212	212	212	283	269	228	228	228
203	212	212	212	257	215	207	207	207	228	283	207	207	207
257	240	240	240	240	207	228	228	228	269	228	257	257	257
260	215	215	215	215	269	269	269	269	207	207	283	283	283
207	269	269	269	269	257	257	257	257	257	257	257	257	257
283													
263													



CHPT LKGE+BFC - Q2 SEPTFONTAINES

Trié par tour

SENIOR

CIRCUIT DE L'ENCLOS 1,200 km

MANCHE 2

12/04/2026 09:45

Course (8:00 et 1 Tours) Démarré à 10:13:10

Pos.	N°	Nom complet	Tours	Diff.	Meilleur tps	Dans tour	Correction du te	Catégorie	Club
1	208	GUILLAUME MAUGAIN	10		57.691	8		SENIOR	ASK DE L'ENCLOS 0465
2	211	VIVIEN GUYONNET	10	1.892	58.079	7		SENIOR	ASK CHALONS SUR SAONE 0478
3	252	GREGOIRE SCHNEIDER	10	2.977	58.175	10		SENIOR	ASK HAGUENAU 0364
4	268	THIEBAUT KEMPF	10	4.394	58.272	5		SENIOR	ASK MIRECOURT 0354
5	221	NEILL MAITRE	10	9.344	58.703	10		SENIOR	ASK 21 0458
6	290	GIACOMO NAPOLITANO	10	10.581	58.706	10		SENIOR	ASK HAGUENAU 0364
7	201	FLORENT PANES	10	16.685	59.327	8		SENIOR	AUTOSPORT SCHWEIZ
8	210	QUENTIN HECHÉ	10	18.611	59.327	8		SENIOR	AUTOSPORT SCHWEIZ
9	217	ARMAND HOULMANN	10	18.984	59.290	9		SENIOR	ASK LE CREUSOT 0480
10	297	ZOE KNEBLER	10	24.593	59.066	5		SENIOR	ACL LUXEMBOURG
11	240	VALENTIN HERVAS	10	26.486	59.387	8		SENIOR	ASK SENS 0488
12	288	PIERRE CLAUDEL	10	27.885	1:00.076	8		SENIOR	ASK CHARMES 0352
13	270	SULLIVAN BAVEREY	10	28.853	59.842	9		SENIOR	ASK MIRECOURT 0354
14	203	BRYAN CHEVALIER	10	28.905	59.163	6		SENIOR	ASK ASCAP PAYS DE MONTBELLIARD 04
15	269	CLEMENT BOOTZ	10	29.721	59.897	9		SENIOR	ASK WITTENHEIM 0376
16	267	MERLIN ROHRBACHER	10	34.383	1:00.141	9	5.000	SENIOR	ASK HAGUENAU 0364
17	228	LYNIS CHOLLET	10	36.927	1:00.566	9		SENIOR	ASK CHALONS SUR SAONE 0478
18	271	CHARLY CHARPENTIER	10	37.012	1:00.248	10		SENIOR	ASK WITTENHEIM 0376
19	222	SIMON WAGNER	10	38.185	1:00.856	8		SENIOR	ASK ASCAP PAYS DE MONTBELLIARD 04
20	243	LEO OMETCHENKO	10	39.424	1:00.900	8		SENIOR	ASK BESANCON 0462
21	251	PAUL HORNING	10	41.716	1:00.706	10		SENIOR	ACL LUXEMBOURG
22	207	CARL REGY	10	42.896	59.972	9	5.000	SENIOR	ASK SENS 0488
23	263	PIT LIMPACH	10	47.230	1:00.516	7	5.000	SENIOR	ACL LUXEMBOURG
24	233	JAN COLIN	10	47.403	1:00.456	9	5.000	SENIOR	AUTOSPORT SCHWEIZ
25	257	MAXENCE RIVELLO	10	49.563	1:00.626	10	5.000	SENIOR	ASK MIRECOURT 0354
26	260	LUCAS PETIT	10	52.074	1:01.270	7		SENIOR	ASK HAGUENAU 0364
27	232	HUGO DA SILVA	10	53.264	1:01.987	7		SENIOR	ASK MOIRANS EN MONTAGNE 0470
28	212	LEO HUART	10	53.806	1:01.933	10		SENIOR	ASK ASCAP PAYS DE MONTBELLIARD 04
29	283	BRYAN RAULT	10	53.815	1:00.619	10		SENIOR	ASK HAGUENAU 0364
30	262	JASMINE ZAÏRI	10	55.429	1:01.410	7	5.000	SENIOR	ASK CLUB BOUZONVILLE 0358
31	215	ARTHUR CAZAUBON	9	1 Tour	1:03.978	6		SENIOR	ASK LE CREUSOT 0480
32	225	NOE HINIGER-GRILLON	5	5 Tours	1:00.912	5		SENIOR	ASK ASCAP PAYS DE MONTBELLIARD 04

Annonces

N°263/233/257/262/267/207 : 5S DE PENALITE POUR CARENAGE EN MAUVAISE POSITION

Marge de victoire	Vit. moy.	Meilleur tps/tour	Meilleure vit.	Meilleur tour
1.892	73,719	57.691	74,882	208 - GUILLAUME MAUGAIN

SOUS RESERVE DE CONTROLE TECHNIQUE ET/OU FAITS SPORTIFS

Orbits

Directeur de course : I FAISCA/Président du collège : A POTHEE

Organisateur : ASK Mirecourt/Chrono : M COSTANZO

LIVETIMING RESULTATS SPEEDHIVE APP (FREE APP)

Imprimé : 13/04/2026 20:27:32



www.mylaps.com
Licence pour: CIAO s.a.r.l

CHPT LKGE+BFC - Q2 SEPTFONTAINES

SENIOR

CIRCUIT DE L'ENCLOS 1,200 km

MANCHE 2

12/04/2026 09:45

Course (8:00 et 1 Tours) Démarré à 10:13:10

Tour	Tps/tour	Diff.	Temps du jour
(208) GUILLAUME MAUGAIN			
1	1:00.203	+2.512	10:14:12.613
2	58.490	+0.799	10:15:11.103
3	58.221	+0.530	10:16:09.324
4	58.589	+0.898	10:17:07.913
5	58.896	+1.205	10:18:06.809
6	58.354	+0.663	10:19:05.163
7	57.789	+0.098	10:20:02.952
8	57.691		10:21:00.643
9	57.897	+0.206	10:21:58.540
10	57.883	+0.192	10:22:56.423

Tour	Tps/tour	Diff.	Temps du jour
(211) VIVIEN GUYONNET			
1	59.552	+1.473	10:14:11.841
2	58.618	+0.539	10:15:10.459
3	58.566	+0.487	10:16:09.025
4	59.065	+0.986	10:17:08.090
5	58.983	+0.904	10:18:07.073
6	58.467	+0.388	10:19:05.540
7	58.079		10:20:03.619
8	58.087	+0.008	10:21:01.706
9	58.441	+0.362	10:22:00.147
10	58.168	+0.089	10:22:58.315

Tour	Tps/tour	Diff.	Temps du jour
(252) GREGOIRE SCHNEIDER			
1	1:00.719	+2.544	10:14:13.095
2	58.810	+0.635	10:15:11.905
3	58.682	+0.507	10:16:10.587
4	58.379	+0.204	10:17:08.966
5	58.678	+0.503	10:18:07.644
6	58.665	+0.490	10:19:06.309
7	58.449	+0.274	10:20:04.758
8	58.263	+0.088	10:21:03.021
9	58.204	+0.029	10:22:01.225
10	58.175		10:22:59.400

Tour	Tps/tour	Diff.	Temps du jour
(268) THIEBAUT KEMPF			
1	1:01.189	+2.917	10:14:13.491
2	59.093	+0.821	10:15:12.584
3	58.919	+0.647	10:16:11.503
4	58.722	+0.450	10:17:10.225
5	58.272		10:18:08.497
6	58.351	+0.079	10:19:06.848
7	58.295	+0.023	10:20:05.143
8	58.526	+0.254	10:21:03.669
9	58.462	+0.190	10:22:02.131
10	58.686	+0.414	10:23:00.817

Tour	Tps/tour	Diff.	Temps du jour
(221) NEILL MAITRE			
1	1:01.084	+2.381	10:14:13.908
2	59.820	+1.117	10:15:13.728
3	59.482	+0.779	10:16:13.210
4	59.084	+0.381	10:17:12.294
5	59.221	+0.518	10:18:11.515
6	58.833	+0.130	10:19:10.348
7	58.989	+0.286	10:20:09.337
8	58.767	+0.064	10:21:08.104
9	58.960	+0.257	10:22:07.064
10	58.703		10:23:05.767

Tour	Tps/tour	Diff.	Temps du jour
(290) GIACOMO NAPOLITANO			
1	1:02.858	+4.152	10:14:15.444
2	59.273	+0.567	10:15:14.717
3	59.287	+0.581	10:16:14.004
4	59.403	+0.697	10:17:13.407

Tour	Tps/tour	Diff.	Temps du jour
5	59.062	+0.356	10:18:12.469
6	58.861	+0.155	10:19:11.330
7	59.102	+0.396	10:20:10.432
8	59.134	+0.428	10:21:09.566
9	58.732	+0.026	10:22:08.298
10	58.706		10:23:07.004

Tour	Tps/tour	Diff.	Temps du jour
(201) FLORENT PANES			
1	1:03.209	+3.882	10:14:15.907
2	1:00.787	+1.460	10:15:16.694
3	1:00.180	+0.853	10:16:16.874
4	59.451	+0.124	10:17:16.325
5	59.510	+0.183	10:18:15.835
6	59.634	+0.307	10:19:15.469
7	59.412	+0.085	10:20:14.881
8	59.327		10:21:14.208
9	59.362	+0.035	10:22:13.570
10	59.538	+0.211	10:23:13.108

Tour	Tps/tour	Diff.	Temps du jour
(210) QUENTIN HECHE			
1	1:03.523	+4.196	10:14:16.146
2	1:00.954	+1.627	10:15:17.100
3	1:00.311	+0.984	10:16:17.411
4	1:00.421	+1.094	10:17:17.832
5	59.630	+0.303	10:18:17.462
6	59.729	+0.402	10:19:17.191
7	59.576	+0.249	10:20:16.767
8	59.327		10:21:16.094
9	59.490	+0.163	10:22:15.584
10	59.450	+0.123	10:23:15.034

Tour	Tps/tour	Diff.	Temps du jour
(217) ARMAND HOULMANN			
1	1:03.430	+4.140	10:14:17.156
2	1:00.528	+1.238	10:15:17.684
3	1:00.752	+1.462	10:16:18.436
4	59.926	+0.636	10:17:18.362
5	59.981	+0.691	10:18:18.343
6	59.354	+0.064	10:19:17.697
7	59.587	+0.297	10:20:17.284
8	59.537	+0.247	10:21:16.821
9	59.290		10:22:16.111
10	59.296	+0.006	10:23:15.407

Tour	Tps/tour	Diff.	Temps du jour
(297) ZOE KNEBLER			
1	1:11.359	+12.293	10:14:23.834
2	1:02.024	+2.958	10:15:25.858
3	59.885	+0.819	10:16:25.743
4	1:00.205	+1.139	10:17:25.948
5	59.066		10:18:25.014
6	59.067	+0.001	10:19:24.081
7	59.068	+0.002	10:20:23.149
8	59.215	+0.149	10:21:22.364
9	59.217	+0.151	10:22:21.581
10	59.435	+0.369	10:23:21.016

Tour	Tps/tour	Diff.	Temps du jour
(240) VALENTIN HERVAS			
1	1:05.349	+5.962	10:14:20.428
2	1:00.602	+1.215	10:15:21.030
3	1:00.183	+0.796	10:16:21.213
4	1:00.541	+1.154	10:17:21.754
5	59.528	+0.141	10:18:21.282
6	59.755	+0.368	10:19:21.037
7	59.700	+0.313	10:20:20.737
8	59.387		10:21:20.124
9	1:03.279	+3.892	10:22:23.403
10	59.506	+0.119	10:23:22.909

Tour	Tps/tour	Diff.	Temps du jour
(288) PIERRE CLAUDEL			
1	1:05.552	+5.476	10:14:18.680
2	1:01.562	+1.486	10:15:20.242
3	1:00.706	+0.630	10:16:20.948
4	1:01.054	+0.978	10:17:22.002
5	1:00.731	+0.655	10:18:22.733
6	1:00.235	+0.159	10:19:22.968
7	1:00.445	+0.369	10:20:23.413
8	1:00.076		10:21:23.489
9	1:00.275	+0.199	10:22:23.764
10	1:00.544	+0.468	10:23:24.308

Tour	Tps/tour	Diff.	Temps du jour
(270) SULLIVAN BAVEREY			
1	1:06.012	+6.170	10:14:20.668
2	1:01.730	+1.888	10:15:22.398
3	1:01.116	+1.274	10:16:23.514
4	1:00.480	+0.638	10:17:23.994
5	1:00.325	+0.483	10:18:24.319
6	1:00.347	+0.505	10:19:24.666
7	1:00.334	+0.492	10:20:25.000
8	1:00.183	+0.341	10:21:25.183
9	59.842		10:22:25.025
10	1:00.251	+0.409	10:23:25.276

Tour	Tps/tour	Diff.	Temps du jour
(203) BRYAN CHEVALIER			
1	1:07.192	+8.029	10:14:22.695
2	1:02.324	+3.161	10:15:25.019
3	1:01.495	+2.332	10:16:26.514
4	1:00.948	+1.785	10:17:27.462
5	59.672	+0.509	10:18:27.134
6	59.163		10:19:26.297
7	59.612	+0.449	10:20:25.909
8	59.641	+0.478	10:21:25.550
9	59.697	+0.534	10:22:25.247
10	1:00.081	+0.918	10:23:25.328

Tour	Tps/tour	Diff.	Temps du jour
(269) CLEMENT BOOTZ			
1	1:06.036	+6.139	10:14:19.000
2	1:01.450	+1.553	10:15:20.450
3	1:01.944	+2.047	10:16:22.394
4	1:00.443	+0.546	10:17:22.837
5	1:00.582	+0.685	10:18:23.419
6	1:00.463	+0.566	10:19:23.882
7	1:01.864	+1.967	10:20:25.746
8	1:00.396	+0.499	10:21:26.142
9	59.897		10:22:26.039
10	1:00.105	+0.208	10:23:26.144

Tour	Tps/tour	Diff.	Temps du jour
(267) MERLIN ROHRBACHER			
1	1:05.014	+4.873	10:14:17.732
2	1:01.240	+1.099	10:15:18.972
3	1:00.775	+0.634	10:16:19.747
4	1:02.336	+2.195	10:17:22.083
5	1:00.943	+0.802	10:18:23.026
6	1:00.669	+0.528	10:19:23.695
7	1:01.000	+0.859	10:20:24.695
8	1:00.205	+0.064	10:21:24.900
9	1:00.141		10:22:25.041
10	1:00.765	+0.624	10:23:25.806

Tour	Tps/tour	Diff.	Temps du jour
(228) LYNIS CHOLLET			
1	1:09.005	+8.439	10:14:22.438
2	1:02.133	+1.567	10:15:24.571
3	1:02.132	+1.566	10:16:26.703
4	1:01.650	+1.084	10:17:28.353

SOUS RESERVE DE CONTROLE TECHNIQUE ET/OU FAITS SPORTIFS

Orbits

Directeur de course : I FAISCA/Président du collège : A POTHEE

Organisateur : ASK Mirecourt/Chrono : M COSTANZO

LIVETIMING RESULTATS SPEEDHIVE APP (FREE APP)

Imprimé : 13/04/2026 20:27:38



www.mylaps.com
Licence pour: CIAO s.a.r.l

CHPT LKGE+BFC - Q2 SEPTFONTAINES

SENIOR

CIRCUIT DE L'ENCLOS 1,200 km

MANCHE 2

12/04/2026 09:45

Course (8:00 et 1 Tours) Démarré à 10:13:10

Tour	Tps/tour	Diff.	Temps du jour
5	1:00.886	+0.320	10:18:29.239
6	1:00.786	+0.220	10:19:30.025
7	1:00.941	+0.375	10:20:30.966
8	1:00.724	+0.158	10:21:31.690
9	1:00.566		10:22:32.256
10	1:01.094	+0.528	10:23:33.350

(271) CHARLY CHARPENTIER

1	1:08.386	+8.138	10:14:21.661
2	1:01.641	+1.393	10:15:23.302
3	1:02.045	+1.797	10:16:25.347
4	1:02.326	+2.078	10:17:27.673
5	1:01.400	+1.152	10:18:29.073
6	1:01.435	+1.187	10:19:30.508
7	1:01.399	+1.151	10:20:31.907
8	1:00.877	+0.629	10:21:32.784
9	1:00.403	+0.155	10:22:33.187
10	1:00.248		10:23:33.435

(222) SIMON WAGNER

1	1:06.550	+5.694	10:14:19.701
2	1:02.841	+1.985	10:15:22.542
3	1:02.385	+1.529	10:16:24.927
4	1:01.755	+0.899	10:17:26.682
5	1:01.995	+1.139	10:18:28.677
6	1:01.624	+0.768	10:19:30.301
7	1:01.418	+0.562	10:20:31.719
8	1:00.856		10:21:32.575
9	1:01.168	+0.312	10:22:33.743
10	1:00.865	+0.009	10:23:34.608

(243) LEO OMELTCHENKO

1	1:05.528	+4.628	10:14:19.506
2	1:03.632	+2.732	10:15:23.138
3	1:03.331	+2.431	10:16:26.469
4	1:02.586	+1.686	10:17:29.055
5	1:01.447	+0.547	10:18:30.502
6	1:01.137	+0.237	10:19:31.639
7	1:01.091	+0.191	10:20:32.730
8	1:00.900		10:21:33.630
9	1:01.022	+0.122	10:22:34.652
10	1:01.195	+0.295	10:23:35.847

(251) PAUL HORNUNG

1	1:07.751	+7.045	10:14:22.149
2	1:04.157	+3.451	10:15:26.306
3	1:02.281	+1.575	10:16:28.587
4	1:02.179	+1.473	10:17:30.766
5	1:01.635	+0.929	10:18:32.401
6	1:01.989	+1.283	10:19:34.390
7	1:01.271	+0.565	10:20:35.661
8	1:00.942	+0.236	10:21:36.603
9	1:00.830	+0.124	10:22:37.433
10	1:00.706		10:23:38.139

(207) CARL REGY

1	1:07.483	+7.511	10:14:23.560
2	1:03.909	+3.937	10:15:27.469
3	1:01.844	+1.872	10:16:29.313
4	1:01.703	+1.731	10:17:31.016
5	1:01.936	+1.964	10:18:32.952
6	1:00.455	+0.483	10:19:33.407
7	1:00.007	+0.035	10:20:33.414
8	1:00.539	+0.567	10:21:33.953
9	59.972		10:22:33.925
10	1:00.394	+0.422	10:23:34.319

Tour	Tps/tour	Diff.	Temps du jour
(263) PIT LIMPACH			
1	1:07.916	+7.400	10:14:23.785
2	1:04.838	+4.322	10:15:28.623
3	1:03.018	+2.502	10:16:31.641
4	1:02.507	+1.991	10:17:34.148
5	1:01.249	+0.733	10:18:35.397
6	1:00.554	+0.038	10:19:35.951
7	1:00.516		10:20:36.467
8	1:00.972	+0.456	10:21:37.439
9	1:00.531	+0.015	10:22:37.970
10	1:00.683	+0.167	10:23:38.653

(233) JAN COLIN

1	1:07.891	+7.435	10:14:22.346
2	1:04.078	+3.622	10:15:26.424
3	1:02.422	+1.966	10:16:28.846
4	1:02.447	+1.991	10:17:31.293
5	1:01.955	+1.499	10:18:33.248
6	1:01.478	+1.022	10:19:34.726
7	1:01.388	+0.932	10:20:36.114
8	1:01.115	+0.659	10:21:37.229
9	1:00.456		10:22:37.685
10	1:01.141	+0.685	10:23:38.826

(257) MAXENCE RIVELLO

1	1:06.893	+6.267	10:14:21.873
2	1:06.289	+5.663	10:15:28.162
3	1:03.223	+2.597	10:16:31.385
4	1:03.105	+2.479	10:17:34.490
5	1:01.561	+0.935	10:18:36.051
6	1:01.586	+0.960	10:19:37.637
7	1:01.272	+0.646	10:20:38.909
8	1:00.693	+0.067	10:21:39.602
9	1:00.758	+0.132	10:22:40.360
10	1:00.626		10:23:40.986

(260) LUCAS PETIT

1	1:07.679	+6.409	10:14:23.113
2	1:04.819	+3.549	10:15:27.932
3	1:03.013	+1.743	10:16:30.945
4	1:03.832	+2.562	10:17:34.777
5	1:02.568	+1.298	10:18:37.345
6	1:02.429	+1.159	10:19:39.774
7	1:01.270		10:20:41.044
8	1:02.331	+1.061	10:21:43.375
9	1:02.713	+1.443	10:22:46.088
10	1:02.409	+1.139	10:23:48.497

(232) HUGO DA SILVA

1	1:08.551	+6.564	10:14:23.428
2	1:06.453	+4.466	10:15:29.881
3	1:03.504	+1.517	10:16:33.385
4	1:02.368	+0.381	10:17:35.753
5	1:02.252	+0.265	10:18:38.005
6	1:02.939	+0.952	10:19:40.944
7	1:01.987		10:20:42.931
8	1:02.056	+0.069	10:21:44.987
9	1:02.543	+0.556	10:22:47.530
10	1:02.157	+0.170	10:23:49.687

(212) LEO HUART

1	1:09.101	+7.168	10:14:24.246
2	1:04.910	+2.977	10:15:29.156
3	1:04.123	+2.190	10:16:33.279
4	1:03.303	+1.370	10:17:36.582

Tour	Tps/tour	Diff.	Temps du jour
5	1:02.835	+0.902	10:18:39.417
6	1:02.395	+0.462	10:19:41.812
7	1:02.183	+0.250	10:20:43.995
8	1:02.073	+0.140	10:21:46.068
9	1:02.228	+0.295	10:22:48.296
10	1:01.933		10:23:50.229

(283) BRYAN RAULT

1	1:21.164	+20.545	10:14:36.740
2	1:02.550	+1.931	10:15:39.290
3	1:02.008	+1.389	10:16:41.298
4	1:01.954	+1.335	10:17:43.252
5	1:01.839	+1.220	10:18:45.091
6	1:01.649	+1.030	10:19:46.740
7	1:01.194	+0.575	10:20:47.934
8	1:00.936	+0.317	10:21:48.870
9	1:00.749	+0.130	10:22:49.619
10	1:00.619		10:23:50.238

(262) JASMINE ZAIRI

1	1:08.256	+6.846	10:14:24.429
2	1:04.892	+3.482	10:15:29.321
3	1:02.833	+1.423	10:16:32.154
4	1:02.923	+1.513	10:17:35.077
5	1:02.502	+1.092	10:18:37.579
6	1:03.042	+1.632	10:19:40.621
7	1:01.410		10:20:42.031
8	1:01.646	+0.236	10:21:43.677
9	1:01.555	+0.145	10:22:45.232
10	1:01.620	+0.210	10:23:46.852

(215) ARTHUR CAZAUBON

1	1:09.173	+5.195	10:14:21.699
2	1:19.462	+15.484	10:15:41.161
3	1:04.467	+0.489	10:16:45.628
4	1:04.107	+0.129	10:17:49.735
5	1:04.502	+0.524	10:18:54.237
6	1:03.978		10:19:58.215
7	1:12.162	+8.184	10:21:10.377
8	1:08.765	+4.787	10:22:19.142
9	1:10.727	+6.749	10:23:29.869

(225) NOE HINIGER-GRILLON

1	1:15.758	+14.846	10:14:28.713
2	1:01.353	+0.441	10:15:30.066
3	1:01.723	+0.811	10:16:31.789
4	1:02.549	+1.637	10:17:34.338
5	1:00.912		10:18:35.250

SOUS RESERVE DE CONTROLE TECHNIQUE ET/OU FAITS SPORTIFS

Orbits

Directeur de course : I FAISCA/Président du collège : A POTHEE

Organisateur : ASK Mirecourt/Chrono : M COSTANZO

LIVETIMING RESULTATS SPEEDHIVE APP (FREE APP)

Imprimé : 13/04/2026 20:27:38



www.mylaps.com
Licence pour: CIAO s.a.r.l

Page 2/2

CHPT LKGE+BFC - Q2 SEPTFONTAINES

Tableau de tour


SENIOR

CIRCUIT DE L'ENCLOS 1,200 km

MANCHE 2

12/04/2026 09:45

Course (8:00 et 1 Tours) Démarré à 10:13:10



Pilotes		Tours										
		0	1	2	3	4	5	6	7	8	9	10
VIVIEN GUYONNET (211)	1	211	211	211	211	208	208	208	208	208	208	208
THIEBAUT KEMPF (268)	2	268	208	208	208	211	211	211	211	211	211	211
GREGOIRE SCHNEIDER (252)	3	252	252	252	252	252	252	252	252	252	252	252
GUILLAUME MAUGAIN (208)	4	208	268	268	268	268	268	268	268	268	268	268
ZOE KNEBLER (297)	5	297	221	221	221	221	221	221	221	221	221	221
ARTHUR CAZAUBON (215)	6	215	290	290	290	290	290	290	290	290	290	290
GIACOMO NAPOLITANO (290)	7	290	201	201	201	201	201	201	201	201	201	201
QUENTIN HECHE (210)	8	210	210	210	210	210	210	210	210	210	210	210
FLORENT PANES (201)	9	201	217	217	217	217	217	217	217	217	217	217
MERLIN ROHRBACHER (267)	10	267	267	267	267	240	240	240	240	240	297	297
NEILL MAITRE (221)	11	221	288	288	288	288	288	288	297	297	240	240
NOE HINIGER-GRILLON (225)	12	225	269	269	240	267	267	267	288	288	288	288
CLEMENT BOOTZ (269)	13	269	243	240	269	269	269	269	267	267	270	270
PIERRE CLAUDEL (288)	14	288	222	270	270	270	270	297	270	270	267	203
SIMON WAGNER (222)	15	222	240	222	222	297	297	270	269	203	203	267
CHARLY CHARPENTIER (271)	16	271	270	243	271	222	203	203	203	269	269	269
LYNIS CHOLLET (228)	17	228	271	271	297	203	222	228	228	228	228	228
ARMAND HOULMANN (217)	18	217	215	228	243	271	271	222	222	222	271	271
LEO OMELTCHENKO (243)	19	243	257	203	203	228	228	271	271	271	222	207
PAUL HORNUNG (251)	20	251	251	297	228	243	243	243	243	243	207	222
JAN COLIN (233)	21	233	233	251	251	251	251	207	207	207	243	243
SULLIVAN BAVEREY (270)	22	270	228	233	233	207	207	251	251	251	251	251
HUGO DA SILVA (232)	23	232	203	207	207	233	233	233	233	233	233	263
MAXENCE RIVELLO (257)	24	257	260	260	260	263	225	263	263	263	263	233
VALENTIN HERVAS (240)	25	240	232	257	257	225	263	257	257	257	257	257
LEO HUART (212)	26	212	207	263	263	257	257	260	260	260	262	262
LUCAS PETIT (260)	27	260	263	212	225	260	260	262	262	262	260	260
BRYAN CHEVALIER (203)	28	203	297	262	262	262	262	232	232	232	232	232
BRYAN RAULT (283)	29	283	212	232	212	232	232	212	212	212	212	212
PIT LIMPACH (263)	30	263	262	225	232	212	212	283	283	283	283	283
CARL REGY (207)	31	207	225	283	283	283	283	215	215	215	215	
JASMINE ZAIRI (262)	32	262	283	215	215	215	215					

CHPT LKGE+BFC - Q2 SEPTFONTAINES

SENIOR

CIRCUIT DE L'ENCLOS 1,200 km

CUMUL M1 + M2

Pos.	N°	Nom complet	M1	M2	Total points	Catégorie	Club
1	211	VIVIEN GUYONNET	50	44	94	SENIOR	ASK CHALONS SUR SAONE 0478
2	208	GUILLAUME MAUGAIN	38	50	88	SENIOR	ASK DE L'ENCLOS 0465
3	268	THIEBAUT KEMPF	44	38	82	SENIOR	ASK MIRECOURT 0354
4	252	GREGOIRE SCHNEIDER	41	41	82	SENIOR	ASK HAGUENAU 0364
5	201	FLORENT PANES	36	32	68	SENIOR	AUTOSPORT SCHWEIZ
6	221	NEILL MAITRE	30	36	66	SENIOR	ASK 21 0458
7	210	QUENTIN HECHE	34	30	64	SENIOR	AUTOSPORT SCHWEIZ
8	297	ZOE KNEBLER	32	27	59	SENIOR	ACL LUXEMBOURG
9	217	ARMAND HOULMANN	26	28	54	SENIOR	ASK LE CREUSOT 0480
10	288	PIERRE CLAUDEL	27	25	52	SENIOR	ASK CHARMES 0352
11	290	GIACOMO NAPOLITANO	16	34	50	SENIOR	ASK HAGUENAU 0364
12	267	MERLIN ROHRBACHER	28	21	49	SENIOR	ASK HAGUENAU 0364
13	270	SULLIVAN BAVEREY	23	24	47	SENIOR	ASK MIRECOURT 0354
14	203	BRYAN CHEVALIER	20	23	43	SENIOR	ASK ASCAP PAYS DE MONTBELLIARD 0453
15	251	PAUL HORNUNG	25	16	41	SENIOR	ACL LUXEMBOURG
16	240	VALENTIN HERVAS	14	26	40	SENIOR	ASK SENS 0488
17	271	CHARLY CHARPENTIER	19	19	38	SENIOR	ASK WITTENHEIM 0376
18	233	JAN COLIN	24	13	37	SENIOR	AUTOSPORT SCHWEIZ
19	263	PIT LIMPACH	22	14	36	SENIOR	ACL LUXEMBOURG
20	269	CLEMENT BOOTZ	12	22	34	SENIOR	ASK WITTENHEIM 0376
21	222	SIMON WAGNER	15	18	33	SENIOR	ASK ASCAP PAYS DE MONTBELLIARD 0453
22	228	LYNIS CHOLLET	11	20	31	SENIOR	ASK CHALONS SUR SAONE 0478
23	225	NOE HINIGER-GRILLON	21	5	26	SENIOR	ASK ASCAP PAYS DE MONTBELLIARD 0453
24	262	JASMINE ZAIRI	18	7	25	SENIOR	ASK CLUB BOUZONVILLE 0358
25	207	CARL REGY	10	15	25	SENIOR	ASK SENS 0488
26	215	ARTHUR CAZAUBON	17	6	23	SENIOR	ASK LE CREUSOT 0480
27	243	LEO OMETCHENKO	6	17	23	SENIOR	ASK BESANCON 0462
28	212	LEO HUART	13	9	22	SENIOR	ASK ASCAP PAYS DE MONTBELLIARD 0453
29	257	MAXENCE RIVELLO	9	12	21	SENIOR	ASK MIRECOURT 0354
30	232	HUGO DA SILVA	7	10	17	SENIOR	ASK MOIRANS EN MONTAGNE 0470
31	283	BRYAN RAULT	8	8	16	SENIOR	ASK HAGUENAU 0364
32	260	LUCAS PETIT	5	11	16	SENIOR	ASK HAGUENAU 0364



CHPT LKGE+BFC - Q2 SEPTFONTAINES

SENIOR

CIRCUIT DE L'ENCLOS 1,200 km

SUPER MANCHE

12/04/2026 13:35

Course (12:00 et 1 Tours) Démarré à 13:41:25

10

263 PIT LIMPACH

19

269 CLEMENT BOOTZ

20

9

271 CHARLY CHARPENTIER

17

233 JAN COLIN

18

8

251 PAUL HORNUNG

15

240 VALENTIN HERVAS

16

7

270 SULLIVAN BAVEREY

13

203 BRYAN CHEVALIER

14

6

290 GIACOMO NAPOLITANO

11

267 MERLIN ROHRBACHER

12

5

217 ARMAND HOULMANN

9

288 PIERRE CLAUDEL

10

4

210 QUENTIN HECHÉ

7

297 ZOE KNEBLER

8

3

201 FLORENT PANES

5

221 NEILL MAITRE

6

2

268 THIEBAUT KEMPF

3

252 GREGOIRE SCHNEIDER

4

1

211 VIVIEN GUYONNET

1

208 GUILLAUME MAUGAIN

2

POLE POSITION

SOUS RESERVE DE CONTROLE TECHNIQUE ET/OU FAITS SPORTIFS

Orbits

Directeur de course : I FAISCA/Président du collège : A POTHEE

Organisateur : ASK Mirecourt/Chrono : M COSTANZO

LIVETIMING RESULTATS SPEEDHIVE APP (FREE APP)



www.mylaps.com

Licence pour: CIAO s.a.r.l

CHPT LKGE+BFC - Q2 SEPTFONTAINES

SENIOR

CIRCUIT DE L'ENCLOS 1,200 km

SUPER MANCHE

12/04/2026 13:35

Course (12:00 et 1 Tours) Démarré à 13:41:25

16

283 BRYAN RAULT

31

260 LUCAS PETIT

32

15

257 MAXENCE RIVELLO

29

232 HUGO DA SILVA

30

14

243 LEO OMELTCHENKO

27

212 LEO HUART

28

13

207 CARL REGY

25

215 ARTHUR CAZAUBON

26

12

225 NOE HINIGER-GRILLON

23

262 JASMINE ZAIRI

24

11

222 SIMON WAGNER

21

228 LYNIS CHOLLET

22

SOUS RESERVE DE CONTROLE TECHNIQUE ET/OU FAITS SPORTIFS

Orbits

Directeur de course : I FAISCA/Président du collège : A POTHEE

Organisateur : ASK Mirecourt/Chrono : M COSTANZO

LIVETIMING RESULTATS SPEEDHIVE APP (FREE APP)

Imprimé : 13/04/2026 20:28:07



www.mylaps.com
Licence pour: CIAO s.a.r.l

Page 2/2



CHPT LKGE+BFC - Q2 SEPTFONTAINES

Trié par tour

SENIOR

CIRCUIT DE L'ENCLOS 1,200 km

SUPER MANCHE

12/04/2026 13:35

Course (12:00 et 1 Tours) Démarré à 13:41:25

Pos.	N°	Nom complet	Tours	Diff.	Meilleur tps	Dans tour	Correction du te	Catégorie	Club
1	208	GUILLAUME MAUGAIN	14		57.876	7		SENIOR	ASK DE L'ENCLOS 0465
2	211	VIVIEN GUYONNET	14	8.650	58.742	3		SENIOR	ASK CHALONS SUR SAONE 0478
3	252	GREGOIRE SCHNEIDER	14	9.163	58.483	8		SENIOR	ASK HAGUENAU 0364
4	221	NEILL MAITRE	14	12.794	59.010	9		SENIOR	ASK 21 0458
5	290	GIACOMO NAPOLITANO	14	13.044	58.533	13		SENIOR	ASK HAGUENAU 0364
6	210	QUENTIN HECHÉ	14	18.091	59.191	9		SENIOR	AUTOSPORT SCHWEIZ
7	297	ZOE KNEBLER	14	23.732	59.232	9		SENIOR	ACL LUXEMBOURG
8	217	ARMAND HOULMANN	14	27.034	59.474	9		SENIOR	ASK LE CREUSOT 0480
9	271	CHARLY CHARPENTIER	14	29.206	59.774	9		SENIOR	ASK WITTENHEIM 0376
10	270	SULLIVAN BAVEREY	14	34.738	1:00.141	6		SENIOR	ASK MIRECOURT 0354
11	225	NOE HINIGER-GRILLON	14	35.681	59.725	13		SENIOR	ASK ASCAP PAYS DE MONTBELLIARD 04
12	269	CLEMENT BOOTZ	14	37.145	59.779	14	5.000	SENIOR	ASK WITTENHEIM 0376
13	240	VALENTIN HERVAS	14	38.734	59.777	5	5.000	SENIOR	ASK SENS 0488
14	267	MERLIN ROHRBACHER	14	41.082	1:00.552	10		SENIOR	ASK HAGUENAU 0364
15	251	PAUL HORNING	14	42.307	1:00.288	9		SENIOR	ACL LUXEMBOURG
16	201	FLORENT PANES	14	42.613	1:00.091	11		SENIOR	AUTOSPORT SCHWEIZ
17	233	JAN COLIN	14	44.899	1:00.150	11	5.000	SENIOR	AUTOSPORT SCHWEIZ
18	268	THIEBAUT KEMPF	14	46.846	59.288	13	5.000	SENIOR	ASK MIRECOURT 0354
19	243	LEO OMETCHENKO	14	47.496	1:00.565	6		SENIOR	ASK BESANCON 0462
20	288	PIERRE CLAUDEL	14	51.000	1:00.202	6	5.000	SENIOR	ASK CHARMES 0352
21	222	SIMON WAGNER	14	56.091	1:00.577	14		SENIOR	ASK ASCAP PAYS DE MONTBELLIARD 04
22	283	BRYAN RAULT	13	1 Tour	1:00.554	9		SENIOR	ASK HAGUENAU 0364
23	212	LEO HUART	13	1 Tour	1:00.854	9		SENIOR	ASK ASCAP PAYS DE MONTBELLIARD 04
24	260	LUCAS PETIT	13	1 Tour	1:02.112	11		SENIOR	ASK HAGUENAU 0364
25	215	ARTHUR CAZAUBON	13	1 Tour	1:02.868	10		SENIOR	ASK LE CREUSOT 0480
26	262	JASMINE ZAIRI	13	1 Tour	1:01.711	5	5.000	SENIOR	ASK CLUB BOUZONVILLE 0358
27	228	LYNIS CHOLLET	13	1 Tour	1:01.221	12		SENIOR	ASK CHALONS SUR SAONE 0478
28	263	PIT LIMPACH	9	5 Tours	1:00.096	8		SENIOR	ACL LUXEMBOURG
29	232	HUGO DA SILVA	8	6 Tours	1:04.047	4		SENIOR	ASK MOIRANS EN MONTAGNE 0470
30	207	CARL REGY	5	9 Tours	1:01.015	3		SENIOR	ASK SENS 0488
31	257	MAXENCE RIVELLO	1	3 Tours	1:06.850	1		SENIOR	ASK MIRECOURT 0354
32	203	BRYAN CHEVALIER		4 Tours		0		SENIOR	ASK ASCAP PAYS DE MONTBELLIARD 04

Annonces

N°262/269/233/240/268/288 : 5S DE PENALITE POUR CARENAGE EN MAUVAISE POSITION

Marge de victoire	Vit. moy.	Meilleur tps/tour	Meilleure vit.	Meilleur tour
8.650	73,519	57.876	74,642	208 - GUILLAUME MAUGAIN

SOUS RESERVE DE CONTROLE TECHNIQUE ET/OU FAITS SPORTIFS

Orbits

Directeur de course : I FAISCA/Président du collège : A POTHEE

Organisateur : ASK Mirecourt/Chrono : M COSTANZO

LIVETIMING RESULTATS SPEEDHIVE APP (FREE APP)

Imprimé : 13/04/2026 20:28:16



www.mylaps.com

Licence pour: CIAO s.a.r.l

CHPT LKGE+BFC - Q2 SEPTFONTAINES

SENIOR

CIRCUIT DE L'ENCLOS 1,200 km

SUPER MANCHE

12/04/2026 13:35

Course (12:00 et 1 Tours) Démarré à 13:41:25

Tour	Tps/tour	Diff.	Temps du jour
(208) GUILLAUME MAUGAIN			
1	1:01.487	+3.611	13:42:29.686
2	58.513	+0.637	13:43:28.199
3	58.075	+0.199	13:44:26.274
4	58.033	+0.157	13:45:24.307
5	59.276	+1.400	13:46:23.583
6	57.992	+0.116	13:47:21.575
7	57.876		13:48:19.451
8	59.060	+1.184	13:49:18.511
9	58.172	+0.296	13:50:16.683
10	58.068	+0.192	13:51:14.751
11	58.349	+0.473	13:52:13.100
12	58.358	+0.482	13:53:11.458
13	58.517	+0.641	13:54:09.975
14	58.538	+0.662	13:55:08.513

Tour	Tps/tour	Diff.	Temps du jour
(211) VIVIEN GUYONNET			
1	59.359	+0.617	13:42:27.554
2	58.806	+0.064	13:43:26.360
3	58.742		13:44:25.102
4	58.837	+0.095	13:45:23.939
5	59.865	+1.123	13:46:23.804
6	59.551	+0.809	13:47:23.355
7	59.344	+0.602	13:48:22.699
8	58.951	+0.209	13:49:21.650
9	59.391	+0.649	13:50:21.041
10	59.302	+0.560	13:51:20.343
11	59.195	+0.453	13:52:19.538
12	59.147	+0.405	13:53:18.685
13	59.510	+0.768	13:54:18.195
14	58.968	+0.226	13:55:17.163

Tour	Tps/tour	Diff.	Temps du jour
(252) GREGOIRE SCHNEIDER			
1	1:04.477	+5.994	13:42:32.761
2	59.391	+0.908	13:43:32.152
3	59.657	+1.174	13:44:31.809
4	59.107	+0.624	13:45:30.916
5	58.831	+0.348	13:46:29.747
6	58.699	+0.216	13:47:28.446
7	58.569	+0.086	13:48:27.015
8	58.483		13:49:25.498
9	58.681	+0.198	13:50:24.179
10	58.893	+0.410	13:51:23.072
11	58.599	+0.116	13:52:21.671
12	58.671	+0.188	13:53:20.342
13	58.582	+0.099	13:54:18.924
14	58.752	+0.269	13:55:17.676

Tour	Tps/tour	Diff.	Temps du jour
(221) NEILL MAITRE			
1	1:03.168	+4.158	13:42:31.592
2	59.385	+0.375	13:43:30.977
3	59.367	+0.357	13:44:30.344
4	59.033	+0.023	13:45:29.377
5	59.204	+0.194	13:46:28.581
6	59.041	+0.031	13:47:27.622
7	59.065	+0.055	13:48:26.687
8	59.326	+0.316	13:49:26.013
9	59.010		13:50:25.023
10	59.354	+0.344	13:51:24.377
11	59.045	+0.035	13:52:23.422
12	59.120	+0.110	13:53:22.542
13	59.239	+0.229	13:54:21.781
14	59.526	+0.516	13:55:21.307

Tour	Tps/tour	Diff.	Temps du jour
(290) GIACOMO NAPOLITANO			

Tour	Tps/tour	Diff.	Temps du jour
1	1:03.041	+4.508	13:42:32.170
2	59.681	+1.148	13:43:31.851
3	59.248	+0.715	13:44:31.099
4	59.449	+0.916	13:45:30.548
5	59.956	+1.423	13:46:30.504
6	59.016	+0.483	13:47:29.520
7	59.179	+0.646	13:48:28.699
8	58.686	+0.153	13:49:27.385
9	58.864	+0.331	13:50:26.249
10	59.804	+1.271	13:51:26.053
11	58.822	+0.289	13:52:24.875
12	58.840	+0.307	13:53:23.715
13	58.533		13:54:22.248
14	59.309	+0.776	13:55:21.557

Tour	Tps/tour	Diff.	Temps du jour
(210) QUENTIN HECHE			
1	1:02.772	+3.581	13:42:31.511
2	1:00.482	+1.291	13:43:31.993
3	1:00.345	+1.154	13:44:32.338
4	59.655	+0.464	13:45:31.993
5	59.626	+0.435	13:46:31.619
6	59.515	+0.324	13:47:31.134
7	59.353	+0.162	13:48:30.487
8	59.330	+0.139	13:49:29.817
9	59.191		13:50:29.008
10	59.227	+0.036	13:51:28.235
11	59.363	+0.172	13:52:27.598
12	59.535	+0.344	13:53:27.133
13	59.883	+0.692	13:54:27.016
14	59.588	+0.397	13:55:26.604

Tour	Tps/tour	Diff.	Temps du jour
(297) ZOE KNEBLER			
1	1:01.435	+2.203	13:42:30.004
2	59.528	+0.296	13:43:29.532
3	59.469	+0.237	13:44:29.001
4	59.460	+0.228	13:45:28.461
5	1:03.935	+4.703	13:46:32.396
6	1:02.552	+3.320	13:47:34.948
7	59.951	+0.719	13:48:34.899
8	59.876	+0.644	13:49:34.775
9	59.232		13:50:34.007
10	59.699	+0.467	13:51:33.706
11	59.356	+0.124	13:52:33.062
12	59.422	+0.190	13:53:32.484
13	59.613	+0.381	13:54:32.097
14	1:00.148	+0.916	13:55:32.245

Tour	Tps/tour	Diff.	Temps du jour
(217) ARMAND HOULMANN			
1	1:04.039	+4.565	13:42:33.030
2	1:00.282	+0.808	13:43:33.312
3	1:00.467	+0.993	13:44:33.779
4	1:00.265	+0.791	13:45:34.044
5	59.817	+0.343	13:46:33.861
6	1:00.181	+0.707	13:47:34.042
7	59.989	+0.515	13:48:34.031
8	1:00.308	+0.834	13:49:34.339
9	59.474		13:50:33.813
10	1:00.930	+1.456	13:51:34.743
11	1:00.293	+0.819	13:52:35.036
12	59.965	+0.491	13:53:35.001
13	59.693	+0.219	13:54:34.694
14	1:00.853	+1.379	13:55:35.547

Tour	Tps/tour	Diff.	Temps du jour
(271) CHARLY CHARPENTIER			
1	1:04.475	+4.701	13:42:34.227
2	1:00.892	+1.118	13:43:35.119

Tour	Tps/tour	Diff.	Temps du jour
3	1:00.738	+0.964	13:44:35.857
4	1:00.632	+0.858	13:45:36.489
5	1:00.142	+0.368	13:46:36.631
6	1:00.269	+0.495	13:47:36.900
7	1:00.083	+0.309	13:48:36.983
8	59.998	+0.224	13:49:36.981
9	59.774		13:50:36.755
10	1:00.427	+0.653	13:51:37.182
11	1:00.255	+0.481	13:52:37.437
12	59.908	+0.134	13:53:37.345
13	1:00.102	+0.328	13:54:37.447
14	1:00.272	+0.498	13:55:37.719

Tour	Tps/tour	Diff.	Temps du jour
(270) SULLIVAN BAVEREY			
1	1:04.536	+4.395	13:42:33.793
2	1:01.219	+1.078	13:43:35.012
3	1:00.683	+0.542	13:44:35.695
4	1:00.492	+0.351	13:45:36.187
5	1:00.333	+0.192	13:46:36.520
6	1:00.141		13:47:36.661
7	1:01.304	+1.163	13:48:37.965
8	1:00.551	+0.410	13:49:38.516
9	1:00.358	+0.217	13:50:38.874
10	1:00.284	+0.143	13:51:39.158
11	1:00.661	+0.520	13:52:39.819
12	1:01.288	+1.147	13:53:41.107
13	1:01.094	+0.953	13:54:42.201
14	1:01.050	+0.909	13:55:43.251

Tour	Tps/tour	Diff.	Temps du jour
(225) NOE HINIGER-GRILLON			
1	1:05.898	+6.173	13:42:36.073
2	1:02.485	+2.760	13:43:38.558
3	1:01.925	+2.200	13:44:40.483
4	1:01.848	+2.123	13:45:42.331
5	1:00.423	+0.698	13:46:42.754
6	1:00.454	+0.729	13:47:43.208
7	1:00.428	+0.703	13:48:43.636
8	1:00.084	+0.359	13:49:43.720
9	59.965	+0.240	13:50:43.685
10	1:00.343	+0.618	13:51:44.028
11	1:00.086	+0.361	13:52:44.114
12	59.891	+0.166	13:53:44.005
13	59.725		13:54:43.730
14	1:00.464	+0.739	13:55:44.194

Tour	Tps/tour	Diff.	Temps du jour
(269) CLEMENT BOOTZ			
1	1:05.331	+5.552	13:42:35.418
2	1:02.108	+2.329	13:43:37.526
3	1:00.572	+0.793	13:44:38.098
4	1:00.082	+0.303	13:45:38.180
5	59.834	+0.055	13:46:38.014
6	1:00.316	+0.537	13:47:38.330
7	1:00.339	+0.560	13:48:38.669
8	1:00.643	+0.864	13:49:39.312
9	1:00.070	+0.291	13:50:39.382
10	59.987	+0.208	13:51:39.369
11	1:00.536	+0.757	13:52:39.905
12	1:01.189	+1.410	13:53:41.094
13	59.785	+0.006	13:54:40.879
14	59.779		13:55:40.658

Tour	Tps/tour	Diff.	Temps du jour
(240) VALENTIN HERVAS			
1	1:05.129	+5.352	13:42:34.978
2	1:01.713	+1.936	13:43:36.691
3	1:00.985	+1.208	13:44:37.676
4	1:00.083	+0.306	13:45:37.759

SOUS RESERVE DE CONTROLE TECHNIQUE ET/OU FAITS SPORTIFS

Orbits

Directeur de course : I FAISCA/Président du collège : A POTHEE

Organisateur : ASK Mirecourt/Chrono : M COSTANZO

LIVETIMING RESULTATS SPEEDHIVE APP (FREE APP)

Imprimé : 13/04/2026 20:28:23



www.mylaps.com
Licence pour: CIAO s.a.r.l

CHPT LKGE+BFC - Q2 SEPTFONTAINES

SENIOR

CIRCUIT DE L'ENCLOS 1,200 km

SUPER MANCHE

12/04/2026 13:35

Course (12:00 et 1 Tours) Démarré à 13:41:25

Tour	Tps/tour	Diff.	Temps du jour
5	59.777		13:46:37.536
6	1:00.674	+0.897	13:47:38.210
7	1:00.197	+0.420	13:48:38.407
8	1:00.454	+0.677	13:49:38.861
9	1:00.877	+1.100	13:50:39.738
10	1:00.140	+0.363	13:51:39.878
11	1:00.509	+0.732	13:52:40.387
12	1:00.918	+1.141	13:53:41.305
13	1:00.978	+1.201	13:54:42.283
14	59.964	+0.187	13:55:42.247

(267) MERLIN ROHRBACHER

1	1:04.891	+4.339	13:42:33.859
2	1:02.611	+2.059	13:43:36.470
3	1:01.924	+1.372	13:44:38.394
4	1:01.424	+0.872	13:45:39.818
5	1:00.922	+0.370	13:46:40.740
6	1:00.795	+0.243	13:47:41.535
7	1:01.121	+0.569	13:48:42.656
8	1:00.987	+0.435	13:49:43.643
9	1:01.185	+0.633	13:50:44.828
10	1:00.552		13:51:45.380
11	1:01.304	+0.752	13:52:46.684
12	1:01.164	+0.612	13:53:47.848
13	1:00.866	+0.314	13:54:48.714
14	1:00.881	+0.329	13:55:49.595

(251) PAUL HORNING

1	1:05.476	+5.188	13:42:35.124
2	1:01.976	+1.688	13:43:37.100
3	1:01.898	+1.610	13:44:38.998
4	1:03.984	+3.696	13:45:42.982
5	1:01.310	+1.022	13:46:44.292
6	1:00.568	+0.280	13:47:44.860
7	1:01.016	+0.728	13:48:45.876
8	1:00.724	+0.436	13:49:46.600
9	1:00.288		13:50:46.888
10	1:00.387	+0.099	13:51:47.275
11	1:00.464	+0.176	13:52:47.739
12	1:00.579	+0.291	13:53:48.318
13	1:01.018	+0.730	13:54:49.336
14	1:01.484	+1.196	13:55:50.820

(201) FLORENT PANES

1	1:12.625	+12.534	13:42:40.980
2	1:02.555	+2.464	13:43:43.535
3	1:01.569	+1.478	13:44:45.104
4	1:00.690	+0.599	13:45:45.794
5	1:00.787	+0.696	13:46:46.581
6	1:00.442	+0.351	13:47:47.023
7	1:00.605	+0.514	13:48:47.628
8	1:00.199	+0.108	13:49:47.827
9	1:00.894	+0.803	13:50:48.721
10	1:00.251	+0.160	13:51:48.972
11	1:00.091		13:52:49.063
12	1:00.192	+0.101	13:53:49.255
13	1:00.319	+0.228	13:54:49.574
14	1:01.552	+1.461	13:55:51.126

(233) JAN COLIN

1	1:05.347	+5.197	13:42:35.315
2	1:02.440	+2.290	13:43:37.755
3	1:01.536	+1.386	13:44:39.291
4	1:01.767	+1.617	13:45:41.058
5	1:00.616	+0.466	13:46:41.674
6	1:00.537	+0.387	13:47:42.211

Tour	Tps/tour	Diff.	Temps du jour
7	1:01.180	+1.030	13:48:43.391
8	1:00.959	+0.809	13:49:44.350
9	1:01.186	+1.036	13:50:45.536
10	1:00.515	+0.365	13:51:46.051
11	1:00.150		13:52:46.201
12	1:00.696	+0.546	13:53:46.897
13	1:01.003	+0.853	13:54:47.900
14	1:00.512	+0.362	13:55:48.412

(268) THIEBAUT KEMPF

1	1:09.326	+10.038	13:42:37.612
2	1:06.718	+7.430	13:43:44.330
3	1:01.283	+1.995	13:44:45.613
4	1:00.411	+1.123	13:45:46.024
5	1:00.486	+1.198	13:46:46.510
6	1:01.868	+2.580	13:47:48.378
7	1:00.359	+1.071	13:48:48.737
8	59.437	+0.149	13:49:48.174
9	1:03.581	+4.293	13:50:51.755
10	59.291	+0.003	13:51:51.046
11	59.572	+0.284	13:52:50.618
12	1:00.296	+1.008	13:53:50.914
13	59.288		13:54:50.202
14	1:00.157	+0.869	13:55:50.359

(243) LEO OMELTCHENKO

1	1:06.623	+6.058	13:42:37.383
2	1:04.078	+3.513	13:43:41.461
3	1:00.705	+0.140	13:44:42.166
4	1:01.009	+0.444	13:45:43.175
5	1:01.898	+1.333	13:46:45.073
6	1:00.565		13:47:45.638
7	1:00.732	+0.167	13:48:46.370
8	1:01.021	+0.456	13:49:47.391
9	1:00.685	+0.120	13:50:48.076
10	1:01.566	+1.001	13:51:49.642
11	1:00.616	+0.051	13:52:50.258
12	1:02.186	+1.621	13:53:52.444
13	1:01.133	+0.568	13:54:53.577
14	1:02.432	+1.867	13:55:56.009

(288) PIERRE CLAUDEL

1	1:06.938	+6.736	13:42:35.839
2	1:02.476	+2.274	13:43:38.315
3	1:01.892	+1.690	13:44:40.207
4	1:02.246	+2.044	13:45:42.453
5	1:00.763	+0.561	13:46:43.216
6	1:00.202		13:47:43.418
7	1:01.994	+1.792	13:48:45.412
8	1:01.499	+1.297	13:49:46.911
9	1:00.669	+0.467	13:50:47.580
10	1:00.343	+0.141	13:51:47.923
11	1:00.203	+0.001	13:52:48.126
12	1:05.296	+5.094	13:53:53.422
13	1:00.515	+0.313	13:54:53.937
14	1:00.576	+0.374	13:55:54.513

(222) SIMON WAGNER

1	1:05.948	+5.371	13:42:35.950
2	1:13.312	+12.735	13:43:49.262
3	1:01.527	+0.950	13:44:50.789
4	1:01.454	+0.877	13:45:52.243
5	1:01.781	+1.204	13:46:54.024
6	1:02.444	+1.867	13:47:56.468
7	1:01.380	+0.803	13:48:57.848
8	1:00.887	+0.310	13:49:58.735

Tour	Tps/tour	Diff.	Temps du jour
9	1:00.930	+0.353	13:50:59.665
10	1:01.136	+0.559	13:52:00.801
11	1:01.758	+1.181	13:53:02.559
12	1:00.838	+0.261	13:54:03.397
13	1:00.630	+0.053	13:55:04.027
14	1:00.577		13:56:04.604

(283) BRYAN RAULT

1	1:06.668	+6.114	13:42:37.902
2	1:04.216	+3.662	13:43:42.118
3	1:01.175	+0.621	13:44:43.293
4	1:01.661	+1.107	13:45:44.954
5	1:01.080	+0.526	13:46:46.034
6	1:01.952	+1.398	13:47:47.986
7	1:00.693	+0.139	13:48:48.679
8	1:01.207	+0.653	13:49:49.886
9	1:00.554		13:50:50.440
10	1:00.557	+0.003	13:51:50.997
11	1:08.172	+7.618	13:52:59.169
12	1:01.364	+0.810	13:54:00.533
13	1:00.902	+0.348	13:55:01.435

(212) LEO HUART

1	1:06.467	+5.613	13:42:37.252
2	1:05.646	+4.792	13:43:42.898
3	1:04.867	+4.013	13:44:47.765
4	1:02.925	+2.071	13:45:50.690
5	1:03.118	+2.264	13:46:53.808
6	1:01.131	+0.277	13:47:54.939
7	1:05.411	+4.557	13:49:00.350
8	1:02.318	+1.464	13:50:02.668
9	1:00.854		13:51:03.522
10	1:00.998	+0.144	13:52:04.520
11	1:01.298	+0.444	13:53:05.818
12	1:01.748	+0.894	13:54:07.566
13	1:01.671	+0.817	13:55:09.237

(260) LUCAS PETIT

1	1:07.276	+5.164	13:42:38.408
2	1:04.564	+2.452	13:43:42.972
3	1:04.102	+1.990	13:44:47.074
4	1:02.866	+0.754	13:45:49.940
5	1:03.354	+1.242	13:46:53.294
6	1:03.450	+1.338	13:47:56.744
7	1:03.089	+0.977	13:48:59.833
8	1:02.946	+0.834	13:50:02.779
9	1:02.121	+0.009	13:51:04.900
10	1:02.650	+0.538	13:52:07.550
11	1:02.112		13:53:09.662
12	1:02.527	+0.415	13:54:12.189
13	1:02.397	+0.285	13:55:14.586

(215) ARTHUR CAZAUBON

1	1:06.270	+3.402	13:42:36.855
2	1:07.128	+4.260	13:43:43.983
3	1:04.162	+1.294	13:44:48.145
4	1:03.225	+0.357	13:45:51.370
5	1:03.584	+0.716	13:46:54.954
6	1:03.056	+0.188	13:47:58.010
7	1:03.427	+0.559	13:49:01.437
8	1:03.274	+0.406	13:50:04.711
9	1:03.459	+0.591	13:51:08.170
10	1:02.868		13:52:11.038
11	1:03.198	+0.330	13:53:14.236
12	1:05.570	+2.702	13:54:19.806
13	1:05.545	+2.677	13:55:25.351

SOUS RESERVE DE CONTROLE TECHNIQUE ET/OU FAITS SPORTIFS

Orbits

Directeur de course : I FAISCA/Président du collège : A POTHEE

Organisateur : ASK Mirecourt/Chrono : M COSTANZO

LIVETIMING RESULTATS SPEEDHIVE APP (FREE APP)

Imprimé : 13/04/2026 20:28:23



www.mylaps.com

Licence pour: CIAO s.a.r.l

CHPT LKGE+BFC - Q2 SEPTFONTAINES

SENIOR CIRCUIT DE L'ENCLOS 1,200 km

SUPER MANCHE 12/04/2026 13:35

Course (12:00 et 1 Tours) Démarré à 13:41:25

Tour	Tps/tour	Diff.	Temps du jour	Tour	Tps/tour	Diff.	Temps du jour	Tour	Tps/tour	Diff.	Temps du jour
(262) JASMINE ZAIRI											
1	1:06.727	+5.016	13:42:37.237								
2	1:04.786	+3.075	13:43:42.023								
3	1:03.524	+1.813	13:44:45.547								
4	1:03.011	+1.300	13:45:48.558								
5	1:01.711		13:46:50.269								
6	1:01.743	+0.032	13:47:52.012								
7	1:14.672	+12.961	13:49:06.684								
8	1:01.886	+0.175	13:50:08.570								
9	1:02.378	+0.667	13:51:10.948								
10	1:02.717	+1.006	13:52:13.665								
11	1:02.527	+0.816	13:53:16.192								
12	1:02.648	+0.937	13:54:18.840								
13	1:02.439	+0.728	13:55:21.279								
(228) LYNIS CHOLLET											
1	1:04.160	+2.939	13:43:43.473								
2	1:03.162	+1.941	13:44:46.635								
3	1:02.656	+1.435	13:45:49.291								
4	1:01.780	+0.559	13:46:51.071								
5	1:01.377	+0.156	13:47:52.448								
6	1:02.403	+1.182	13:48:54.851								
7	1:01.465	+0.244	13:49:56.316								
8	1:02.173	+0.952	13:50:58.489								
9	1:01.930	+0.709	13:52:00.419								
10	1:02.404	+1.183	13:53:02.823								
11	1:01.389	+0.168	13:54:04.212								
12	1:01.221		13:55:05.433								
13	1:01.403	+0.182	13:56:06.836								
(263) PIT LIMPACH											
1	1:06.136	+6.040	13:42:35.987								
2	1:03.033	+2.937	13:43:39.020								
3	1:01.242	+1.146	13:44:40.262								
4	1:02.393	+2.297	13:45:42.655								
5	1:00.746	+0.650	13:46:43.401								
6	1:00.314	+0.218	13:47:43.715								
7	1:01.088	+0.992	13:48:44.803								
8	1:00.096		13:49:44.899								
9	1:00.452	+0.356	13:50:45.351								
(232) HUGO DA SILVA											
1	1:08.421	+4.374	13:42:39.664								
2	1:05.253	+1.206	13:43:44.917								
3	1:04.650	+0.603	13:44:49.567								
4	1:04.047		13:45:53.614								
5	1:04.100	+0.053	13:46:57.714								
6	1:08.361	+4.314	13:48:06.075								
7	1:08.340	+4.293	13:49:14.415								
8	1:08.806	+4.759	13:50:23.221								
(207) CARL REGY											
1	1:09.792	+8.777	13:42:40.136								
2	1:02.438	+1.423	13:43:42.574								
3	1:01.015		13:44:43.589								
4	1:06.842	+5.827	13:45:50.431								
5	1:02.898	+1.883	13:46:53.329								
(257) MAXENCE RIVELLO											
1	1:06.850		13:42:37.545								

SOUS RESERVE DE CONTROLE TECHNIQUE ET/OU FAITS SPORTIFS

Orbits

Directeur de course : I FAISCA/Président du collège : A POTHEE

Organisateur : ASK Mirecourt/Chrono : M COSTANZO

LIVETIMING RESULTATS SPEEDHIVE APP (FREE APP)

Imprimé : 13/04/2026 20:28:23



www.mylaps.com

Licence pour: CIAO s.a.r.l

Page 3/3

CHPT LKGE+BFC - Q2 SEPTFONTAINES

Tableau de tour


SENIOR

CIRCUIT DE L'ENCLOS 1,200 km

SUPER MANCHE

12/04/2026 13:35

Course (12:00 et 1 Tours) Démarré à 13:41:25



Pilotes	Tours															
		0	1	2	3	4	5	6	7	8	9	10	11	12	13	14
VIVIEN GUYONNET (211)	1	211	211	211	211	211	208	208	208	208	208	208	208	208	208	208
GUILLAUME MAUGAIN (208)	2	208	208	208	208	208	211	211	211	211	211	211	211	211	211	211
GREGOIRE SCHNEIDER (252)	3	252	297	297	297	297	221	221	221	252	252	252	252	252	252	252
THIEBAUT KEMPF (268)	4	268	210	221	221	221	252	252	252	221	221	221	221	221	221	221
FLORENT PANES (201)	5	201	221	290	290	290	290	290	290	290	290	290	290	290	290	290
NEILL MAITRE (221)	6	221	290	210	252	252	210	210	210	210	210	210	210	210	210	210
ZOE KNEBLER (297)	7	297	252	252	210	210	297	217	217	217	217	297	297	297	297	297
QUENTIN HECHE (210)	8	210	217	217	217	217	217	297	297	297	297	217	217	217	217	217
PIERRE CLAUDEL (288)	9	288	270	270	270	270	270	270	271	271	271	271	271	271	271	271
MERLIN ROHRBACHER (267)	10	267	267	271	271	271	271	270	270	270	270	270	269	269	269	269
ARMAND HOULMANN (217)	11	217	271	267	240	240	240	240	240	240	269	269	269	270	270	240
GIACOMO NAPOLITANO (290)	12	290	240	240	269	269	269	269	269	269	240	240	240	240	240	270
SULLIVAN BAVEREY (270)	13	270	251	251	267	267	267	267	267	225	225	225	225	225	225	225
PAUL HORNUNG (251)	14	251	233	269	251	233	233	233	233	225	267	267	233	233	233	233
CHARLY CHARPENTIER (271)	15	271	269	233	233	225	225	225	225	233	263	233	267	267	267	267
VALENTIN HERVAS (240)	16	240	288	288	288	288	288	288	263	263	233	251	251	251	251	268
PIT LIMPACH (263)	17	263	222	225	263	263	263	288	251	251	288	288	201	201	251	251
JAN COLIN (233)	18	233	263	263	225	251	251	251	251	288	288	201	201	268	268	201
SIMON WAGNER (222)	19	222	225	243	243	243	243	243	243	243	243	243	243	243	243	288
CLEMENT BOOTZ (269)	20	269	215	262	283	283	283	201	201	201	201	283	268	288	288	243
NOE HINIGER-GRILLON (225)	21	225	262	283	207	201	268	283	283	268	283	268	283	283	283	222
CARL REGY (207)	22	207	212	207	201	268	201	268	268	283	268	222	222	222	222	222
BRYAN CHEVALIER (203)	23	203	243	212	262	262	262	262	222	222	222	212	212	212	212	212
JASMINE ZAIRI (262)	24	262	257	260	268	260	260	212	260	212	212	260	260	260	260	260
ARTHUR CAZAUBON (215)	25	215	268	201	260	207	207	222	212	260	260	215	215	262	262	262
MAXENCE RIVELLO (257)	26	257	283	215	212	212	212	260	215	215	215	262	262	215	215	215
LEO OMELTCHENKO (243)	27	243	260	268	215	215	222	215	262	262	262	228	228	228	228	228
LEO HUART (212)	28	212	232	232	232	222	215	232	232	232	228					
LUCAS PETIT (260)	29	260	207	222	222	232	232	228	228	228						
BRYAN RAULT (283)	30	283	201	228	228	228	228									
HUGO DA SILVA (232)	31	232	228													
LYNIS CHOLLET (228)	32	228														

CHPT LKGE+BFC - Q2 SEPTFONTAINES

SENIOR

CIRCUIT DE L'ENCLOS 1,200 km

CUMUL M1 + M2 + SM

Pos.	N°	Nom complet	M1	M2	SM	Total points	Catégorie	Club
1	208	GUILLAUME MAUGAIN	38	50	90	178	SENIOR	ASK DE L'ENCLOS 0465
2	211	VIVIEN GUYONNET	50	44	80	174	SENIOR	ASK CHALONS SUR SAONE 0478
3	252	GREGOIRE SCHNEIDER	41	41	72	154	SENIOR	ASK HAGUENAU 0364
4	221	NEILL MAITRE	30	36	66	132	SENIOR	ASK 21 0458
5	210	QUENTIN HECHE	34	30	54	118	SENIOR	AUTOSPORT SCHWEIZ
6	290	GIACOMO NAPOLITANO	16	34	60	110	SENIOR	ASK HAGUENAU 0364
7	297	ZOE KNEBLER	32	27	50	109	SENIOR	ACL LUXEMBOURG
8	268	THIEBAUT KEMPF	44	38	20	102	SENIOR	ASK MIRECOURT 0354
9	217	ARMAND HOULMANN	26	28	46	100	SENIOR	ASK LE CREUSOT 0480
10	201	FLORENT PANES	36	32	24	92	SENIOR	AUTOSPORT SCHWEIZ
11	270	SULLIVAN BAVEREY	23	24	38	85	SENIOR	ASK MIRECOURT 0354
12	271	CHARLY CHARPENTIER	19	19	42	80	SENIOR	ASK WITTENHEIM 0376
13	267	MERLIN ROHRBACHER	28	21	28	77	SENIOR	ASK HAGUENAU 0364
14	240	VALENTIN HERVAS	14	26	30	70	SENIOR	ASK SENS 0488
15	288	PIERRE CLAUDEL	27	25	17	69	SENIOR	ASK CHARMES 0352
16	251	PAUL HORNING	25	16	26	67	SENIOR	ACL LUXEMBOURG
17	269	CLEMENT BOOTZ	12	22	32	66	SENIOR	ASK WITTENHEIM 0376
18	225	NOE HINIGER-GRILLON	21	5	34	60	SENIOR	ASK ASCAP PAYS DE MONTBELLIARD 0453
19	233	JAN COLIN	24	13	22	59	SENIOR	AUTOSPORT SCHWEIZ
20	222	SIMON WAGNER	15	18	16	49	SENIOR	ASK ASCAP PAYS DE MONTBELLIARD 0453
21	203	BRYAN CHEVALIER	20	23	5	48	SENIOR	ASK ASCAP PAYS DE MONTBELLIARD 0453
22	263	PIT LIMPACH	22	14	9	45	SENIOR	ACL LUXEMBOURG
23	228	LYNIS CHOLLET	11	20	10	41	SENIOR	ASK CHALONS SUR SAONE 0478
24	243	LEO OMETCHENKO	6	17	18	41	SENIOR	ASK BESANCON 0462
25	262	JASMINE ZAIRI	18	7	11	36	SENIOR	ASK CLUB BOUZONVILLE 0358
26	212	LEO HUART	13	9	14	36	SENIOR	ASK ASCAP PAYS DE MONTBELLIARD 0453
27	215	ARTHUR CAZAUBON	17	6	12	35	SENIOR	ASK LE CREUSOT 0480
28	207	CARL REGY	10	15	7	32	SENIOR	ASK SENS 0488
29	283	BRYAN RAULT	8	8	15	31	SENIOR	ASK HAGUENAU 0364
30	260	LUCAS PETIT	5	11	13	29	SENIOR	ASK HAGUENAU 0364
31	257	MAXENCE RIVELLO	9	12	6	27	SENIOR	ASK MIRECOURT 0354
32	232	HUGO DA SILVA	7	10	8	25	SENIOR	ASK MOIRANS EN MONTAGNE 0470



CHPT LKGE+BFC - Q2 SEPTFONTAINES

SENIOR

CIRCUIT DE L'ENCLOS 1,200 km

FINALE

12/04/2026 16:50

Course (14:00 et 1 Tours) Démarré à 17:03:43

10

233 JAN COLIN

19

222 SIMON WAGNER

20

9

269 CLEMENT BOOTZ

17

225 NOE HINIGER-GRILLON

18

8

288 PIERRE CLAUDEL

15

251 PAUL HORNUNG

16

7

267 MERLIN ROHRBACHER

13

240 VALENTIN HERVAS

14

6

270 SULLIVAN BAVEREY

11

271 CHARLY CHARPENTIER

12

5

217 ARMAND HOULMANN

9

201 FLORENT PANES

10

4

297 ZOE KNEBLER

7

268 THIEBAUT KEMPF

8

3

210 QUENTIN HECHÉ

5

290 GIACOMO NAPOLITANO

6

2

252 GREGOIRE SCHNEIDER

3

221 NEILL MAITRE

4

1

208 GUILLAUME MAUGAIN

1

211 VIVIEN GUYONNET

2

POLE POSITION

SOUS RESERVE DE CONTROLE TECHNIQUE ET/OU FAITS SPORTIFS

Orbits

Directeur de course : I FAISCA/Président du collège : A POTHEE

Organisateur : ASK Mirecourt/Chrono : M COSTANZO

LIVETIMING RESULTATS SPEEDHIVE APP (FREE APP)



www.mylaps.com

Licence pour: CIAO s.a.r.l

CHPT LKGE+BFC - Q2 SEPTFONTAINES

SENIOR

CIRCUIT DE L'ENCLOS 1,200 km

FINALE

12/04/2026 16:50

Course (14:00 et 1 Tours) Démarré à 17:03:43

16

257 MAXENCE RIVELLO

31

232 HUGO DA SILVA

32

15

283 BRYAN RAULT

29

260 LUCAS PETIT

30

14

215 ARTHUR CAZAUBON

27

207 CARL REGY

28

13

262 JASMINE ZAIRI

25

212 LEO HUART

26

12

228 LYNIS CHOLLET

23

243 LEO OMELTCHENKO

24

11

203 BRYAN CHEVALIER

21

263 PIT LIMPACH

22

SOUS RESERVE DE CONTROLE TECHNIQUE ET/OU FAITS SPORTIFS

Orbits

Directeur de course : I FAISCA/Président du collège : A POTHEE

Organisateur : ASK Mirecourt/Chrono : M COSTANZO

LIVETIMING RESULTATS SPEEDHIVE APP (FREE APP)

Imprimé : 13/04/2026 20:28:47



www.mylaps.com
Licence pour: CIAO s.a.r.l

Page 2/2



CHPT LKGE+BFC - Q2 SEPTFONTAINES

Trié par tour

SENIOR CIRCUIT DE L'ENCLOS 1,200 km

FINALE 12/04/2026 16:50

Course (14:00 et 1 Tours) Démarré à 17:03:43

Pos.	N°	Nom complet	Tours	Diff.	Meilleur tps	Dans tour	Correction du te	Catégorie	Club
1	208	GUILLAUME MAUGAIN	16		57.916	9		SENIOR	ASK DE L'ENCLOS 0465
2	252	GREGOIRE SCHNEIDER	16	3.546	58.174	13		SENIOR	ASK HAGUENAU 0364
3	290	GIACOMO NAPOLITANO	16	6.559	58.379	15		SENIOR	ASK HAGUENAU 0364
4	268	THIEBAUT KEMPF	16	13.464	58.743	13		SENIOR	ASK MIRECOURT 0354
5	221	NEILL MAITRE	16	17.998	58.996	13		SENIOR	ASK 21 0458
6	211	VIVIEN GUYONNET	16	19.219	59.109	9		SENIOR	ASK CHALONS SUR SAONE 0478
7	210	QUENTIN HECHÉ	16	20.208	59.012	7		SENIOR	AUTOSPORT SCHWEIZ
8	297	ZOE KNEBLER	16	23.329	59.274	10		SENIOR	ACL LUXEMBOURG
9	201	FLORENT PANES	16	30.199	59.889	10		SENIOR	AUTOSPORT SCHWEIZ
10	240	VALENTIN HERVAS	16	30.687	59.583	8		SENIOR	ASK SENS 0488
11	217	ARMAND HOULMANN	16	33.655	59.562	14		SENIOR	ASK LE CREUSOT 0480
12	269	CLEMENT BOOTZ	16	35.658	59.669	15		SENIOR	ASK WITTENHEIM 0376
13	270	SULLIVAN BAVEREY	16	37.126	1:00.020	11		SENIOR	ASK MIRECOURT 0354
14	203	BRYAN CHEVALIER	16	37.409	59.871	15		SENIOR	ASK ASCAP PAYS DE MONTBELLIARD 04
15	263	PIT LIMPACH	16	37.901	59.727	16		SENIOR	ACL LUXEMBOURG
16	271	CHARLY CHARPENTIER	16	43.791	59.642	15		SENIOR	ASK WITTENHEIM 0376
17	225	NOE HINIGER-GRILLON	16	43.848	59.630	15	5.000	SENIOR	ASK ASCAP PAYS DE MONTBELLIARD 04
18	288	PIERRE CLAUDEL	16	44.782	59.804	9	5.000	SENIOR	ASK CHARMES 0352
19	251	PAUL HORNUNG	16	45.666	1:00.200	15		SENIOR	ACL LUXEMBOURG
20	257	MAXENCE RIVELLO	16	49.587	1:00.592	10		SENIOR	ASK MIRECOURT 0354
21	267	MERLIN ROHRBACHER	16	50.793	1:00.544	13		SENIOR	ASK HAGUENAU 0364
22	283	BRYAN RAULT	16	51.565	59.962	11		SENIOR	ASK HAGUENAU 0364
23	212	LEO HUART	16	53.547	1:00.296	16		SENIOR	ASK ASCAP PAYS DE MONTBELLIARD 04
24	222	SIMON WAGNER	16	54.735	1:00.141	16		SENIOR	ASK ASCAP PAYS DE MONTBELLIARD 04
25	207	CARL REGY	16	58.049	1:00.237	16	5.000	SENIOR	ASK SENS 0488
26	262	JASMINE ZAIRI	16	:01.796	1:01.128	8		SENIOR	ASK CLUB BOUZONVILLE 0358
27	233	JAN COLIN	15	1 Tour	1:00.134	11	5.000	SENIOR	AUTOSPORT SCHWEIZ
28	260	LUCAS PETIT	15	1 Tour	1:01.540	12		SENIOR	ASK HAGUENAU 0364
29	243	LEO OMETLCHENKO	14	2 Tours	1:02.841	7		SENIOR	ASK BESANCON 0462
30	228	LYNIS CHOLLET	9	7 Tours	1:01.224	5		SENIOR	ASK CHALONS SUR SAONE 0478
31	215	ARTHUR CAZAUBON	3	.3 Tours	1:01.446	2		SENIOR	ASK LE CREUSOT 0480
Non classé									
NPD	232	HUGO DA SILVA		NPD		0		SENIOR	ASK MOIRANS EN MONTAGNE 0470

Annonces
N°207/225/233/288 : 5S DE PENALITE POUR CARENAGE EN MAUVAISE POSITION

Marge de victoire	Vit. moy.	Meilleur tps/tour	Meilleure vit.	Meilleur tour
3.546	73,501	57.916	74,591	208 - GUILLAUME MAUGAIN

SOUS RESERVE DE CONTROLE TECHNIQUE ET/OU FAITS SPORTIFS

Orbits

Directeur de course : I FAISCA/Président du collège : A POTHEE

Organisateur : ASK Mirecourt/Chrono : M COSTANZO

LIVETIMING RESULTATS SPEEDHIVE APP (FREE APP)

Imprimé : 13/04/2026 20:28:54



www.mylaps.com
Licence pour: CIAO s.a.r.l

CHPT LKGE+BFC - Q2 SEPTFONTAINES

SENIOR

CIRCUIT DE L'ENCLOS 1,200 km

FINALE

12/04/2026 16:50

Course (14:00 et 1 Tours) Démarré à 17:03:43

Tour	Tps/tour	Diff.	Temps du jour
(208) GUILLAUME MAUGAIN			
1	1:02.599	+4.683	17:04:48.657
2	59.135	+1.219	17:05:47.792
3	58.441	+0.525	17:06:46.233
4	58.230	+0.314	17:07:44.463
5	58.619	+0.703	17:08:43.082
6	58.301	+0.385	17:09:41.383
7	58.441	+0.525	17:10:39.824
8	57.952	+0.036	17:11:37.776
9	57.916		17:12:35.692
10	58.192	+0.276	17:13:33.884
11	58.354	+0.438	17:14:32.238
12	58.105	+0.189	17:15:30.343
13	58.118	+0.202	17:16:28.461
14	58.099	+0.183	17:17:26.560
15	58.232	+0.316	17:18:24.792
16	58.950	+1.034	17:19:23.742

Tour	Tps/tour	Diff.	Temps du jour
(252) GREGOIRE SCHNEIDER			
1	1:02.330	+4.156	17:04:48.471
2	59.681	+1.507	17:05:48.152
3	58.927	+0.753	17:06:47.079
4	58.764	+0.590	17:07:45.843
5	59.003	+0.829	17:08:44.846
6	58.589	+0.415	17:09:43.435
7	58.549	+0.375	17:10:41.984
8	58.328	+0.154	17:11:40.312
9	58.388	+0.214	17:12:38.700
10	58.426	+0.252	17:13:37.126
11	58.435	+0.261	17:14:35.561
12	58.467	+0.293	17:15:34.028
13	58.174		17:16:32.202
14	58.321	+0.147	17:17:30.523
15	58.281	+0.107	17:18:28.804
16	58.484	+0.310	17:19:27.288

Tour	Tps/tour	Diff.	Temps du jour
(290) GIACOMO NAPOLITANO			
1	1:02.310	+3.931	17:04:48.992
2	1:00.321	+1.942	17:05:49.313
3	58.893	+0.514	17:06:48.206
4	59.032	+0.653	17:07:47.238
5	58.661	+0.282	17:08:45.899
6	58.644	+0.265	17:09:44.543
7	58.558	+0.179	17:10:43.101
8	58.522	+0.143	17:11:41.623
9	58.554	+0.175	17:12:40.177
10	58.668	+0.289	17:13:38.845
11	58.543	+0.164	17:14:37.388
12	58.690	+0.311	17:15:36.078
13	58.418	+0.039	17:16:34.496
14	58.648	+0.269	17:17:33.144
15	58.379		17:18:31.523
16	58.778	+0.399	17:19:30.301

Tour	Tps/tour	Diff.	Temps du jour
(268) THIEBAUT KEMPF			
1	1:02.753	+4.010	17:04:49.505
2	1:00.530	+1.787	17:05:50.035
3	59.363	+0.620	17:06:49.398
4	59.287	+0.544	17:07:48.685
5	59.496	+0.753	17:08:48.181
6	59.235	+0.492	17:09:47.416
7	59.196	+0.453	17:10:46.612
8	59.071	+0.328	17:11:45.683
9	59.003	+0.260	17:12:44.686
10	59.134	+0.391	17:13:43.820

Tour	Tps/tour	Diff.	Temps du jour
11	58.962	+0.219	17:14:42.782
12	58.744	+0.001	17:15:41.526
13	58.743		17:16:40.269
14	59.037	+0.294	17:17:39.306
15	59.146	+0.403	17:18:38.452
16	58.754	+0.011	17:19:37.206

Tour	Tps/tour	Diff.	Temps du jour
(221) NEILL MAITRE			
1	1:03.246	+4.250	17:04:49.706
2	1:00.443	+1.447	17:05:50.149
3	59.919	+0.923	17:06:50.068
4	59.800	+0.804	17:07:49.868
5	59.581	+0.585	17:08:49.449
6	59.344	+0.348	17:09:48.793
7	59.795	+0.799	17:10:48.588
8	59.457	+0.461	17:11:48.045
9	59.312	+0.316	17:12:47.357
10	59.306	+0.310	17:13:46.663
11	59.629	+0.633	17:14:46.292
12	59.001	+0.005	17:15:45.293
13	58.996		17:16:44.289
14	59.315	+0.319	17:17:43.604
15	59.070	+0.074	17:18:42.674
16	59.066	+0.070	17:19:41.740

Tour	Tps/tour	Diff.	Temps du jour
(211) VIVIEN GUYONNET			
1	1:02.508	+3.399	17:04:48.898
2	1:00.391	+1.282	17:05:49.289
3	1:00.311	+1.202	17:06:49.600
4	1:00.015	+0.906	17:07:49.615
5	59.249	+0.140	17:08:48.864
6	59.852	+0.743	17:09:48.716
7	59.666	+0.557	17:10:48.382
8	59.258	+0.149	17:11:47.640
9	59.109		17:12:46.749
10	59.254	+0.145	17:13:46.003
11	59.342	+0.233	17:14:45.345
12	59.305	+0.196	17:15:44.650
13	59.379	+0.270	17:16:44.029
14	1:00.089	+0.980	17:17:44.118
15	59.230	+0.121	17:18:43.348
16	59.613	+0.504	17:19:42.961

Tour	Tps/tour	Diff.	Temps du jour
(210) QUENTIN HECHÉ			
1	1:03.675	+4.663	17:04:50.074
2	1:00.934	+1.922	17:05:51.008
3	59.982	+0.970	17:06:50.990
4	59.893	+0.881	17:07:50.883
5	59.924	+0.912	17:08:50.807
6	59.677	+0.665	17:09:50.484
7	59.012		17:10:49.496
8	59.111	+0.099	17:11:48.607
9	59.545	+0.533	17:12:48.152
10	59.364	+0.352	17:13:47.516
11	59.402	+0.390	17:14:46.918
12	59.396	+0.384	17:15:46.314
13	59.346	+0.334	17:16:45.660
14	59.506	+0.494	17:17:45.166
15	59.362	+0.350	17:18:44.528
16	59.422	+0.410	17:19:43.950

Tour	Tps/tour	Diff.	Temps du jour
(297) ZOE KNEBLER			
1	1:04.073	+4.799	17:04:50.567
2	1:00.212	+0.938	17:05:50.779
3	1:00.006	+0.732	17:06:50.785
4	59.821	+0.547	17:07:50.606

Tour	Tps/tour	Diff.	Temps du jour
5	1:00.026	+0.752	17:08:50.632
6	59.678	+0.404	17:09:50.310
7	59.815	+0.541	17:10:50.125
8	59.662	+0.388	17:11:49.787
9	59.672	+0.398	17:12:49.459
10	59.274		17:13:48.733
11	59.697	+0.423	17:14:48.430
12	59.834	+0.560	17:15:48.264
13	59.537	+0.263	17:16:47.801
14	59.807	+0.533	17:17:47.608
15	59.677	+0.403	17:18:47.285
16	59.786	+0.512	17:19:47.071

Tour	Tps/tour	Diff.	Temps du jour
(201) FLORENT PANES			
1	1:03.465	+3.576	17:04:50.300
2	1:01.755	+1.866	17:05:52.055
3	1:00.355	+0.466	17:06:52.410
4	1:00.277	+0.388	17:07:52.687
5	1:00.185	+0.296	17:08:52.872
6	1:00.055	+0.166	17:09:52.927
7	1:00.084	+0.195	17:10:53.011
8	1:00.262	+0.373	17:11:53.273
9	1:00.297	+0.408	17:12:53.570
10	59.889		17:13:53.459
11	1:00.264	+0.375	17:14:53.723
12	59.913	+0.024	17:15:53.636
13	1:00.075	+0.186	17:16:53.711
14	1:00.202	+0.313	17:17:53.913
15	59.998	+0.109	17:18:53.911
16	1:00.030	+0.141	17:19:53.941

Tour	Tps/tour	Diff.	Temps du jour
(240) VALENTIN HERVAS			
1	1:04.008	+4.425	17:04:51.476
2	1:02.105	+2.522	17:05:53.581
3	1:00.612	+1.029	17:06:54.193
4	1:00.621	+1.038	17:07:54.814
5	1:00.354	+0.771	17:08:55.168
6	1:00.288	+0.705	17:09:55.456
7	1:00.464	+0.881	17:10:55.920
8	59.583		17:11:55.503
9	59.740	+0.157	17:12:55.243
10	59.627	+0.044	17:13:54.870
11	1:00.169	+0.586	17:14:55.039
12	1:00.250	+0.667	17:15:55.289
13	59.636	+0.053	17:16:54.925
14	59.787	+0.204	17:17:54.712
15	59.846	+0.263	17:18:54.558
16	59.871	+0.288	17:19:54.429

Tour	Tps/tour	Diff.	Temps du jour
(217) ARMAND HOULMANN			
1	1:03.806	+4.244	17:04:50.718
2	1:01.096	+1.534	17:05:51.814
3	1:02.863	+3.301	17:06:54.677
4	1:00.542	+0.980	17:07:55.219
5	1:00.532	+0.970	17:08:55.751
6	1:00.098	+0.536	17:09:55.849
7	1:01.054	+1.492	17:10:56.903
8	1:00.339	+0.777	17:11:57.242
9	1:00.323	+0.761	17:12:57.565
10	1:00.183	+0.621	17:13:57.748
11	59.903	+0.341	17:14:57.651
12	1:00.521	+0.959	17:15:58.172
13	1:00.400	+0.838	17:16:58.572
14	59.562		17:17:58.134
15	59.611	+0.049	17:18:57.745
16	59.652	+0.090	17:19:57.397

SOUS RESERVE DE CONTROLE TECHNIQUE ET/OU FAITS SPORTIFS

Orbits

Directeur de course : I FAISCA/Président du collège : A POTHEE

Organisateur : ASK Mirecourt/Chrono : M COSTANZO

LIVETIMING RESULTATS SPEEDHIVE APP (FREE APP)

Imprimé : 13/04/2026 20:29:00



www.mylaps.com
Licence pour: CIAO s.a.r.l

CHPT LKGE+BFC - Q2 SEPTFONTAINES

SENIOR

CIRCUIT DE L'ENCLOS 1,200 km

FINALE

12/04/2026 16:50

Course (14:00 et 1 Tours) Démarré à 17:03:43

Tour	Tps/tour	Diff.	Temps du jour
(269) CLEMENT BOOTZ			
1	1:04.745	+5.076	17:04:52.470
2	1:01.477	+1.808	17:05:53.947
3	1:01.924	+2.255	17:06:55.871
4	1:00.110	+0.441	17:07:55.981
5	1:00.099	+0.430	17:08:56.080
6	1:00.177	+0.508	17:09:56.257
7	1:00.324	+0.655	17:10:56.581
8	1:00.303	+0.634	17:11:56.884
9	1:00.347	+0.678	17:12:57.231
10	1:00.198	+0.529	17:13:57.429
11	1:00.050	+0.381	17:14:57.479
12	1:00.509	+0.840	17:15:57.988
13	1:01.230	+1.561	17:16:59.218
14	1:00.433	+0.764	17:17:59.651
15	59.669		17:18:59.320
16	1:00.080	+0.411	17:19:59.400

Tour	Tps/tour	Diff.	Temps du jour
(270) SULLIVAN BAVEREY			
1	1:03.890	+3.870	17:04:51.017
2	1:01.806	+1.786	17:05:52.823
3	1:00.945	+0.925	17:06:53.768
4	1:00.737	+0.717	17:07:54.505
5	1:00.406	+0.386	17:08:54.911
6	1:00.418	+0.398	17:09:55.329
7	1:00.947	+0.927	17:10:56.276
8	1:00.355	+0.335	17:11:56.631
9	1:00.276	+0.256	17:12:56.907
10	1:00.301	+0.281	17:13:57.208
11	1:00.020		17:14:57.228
12	1:00.545	+0.525	17:15:57.773
13	1:01.384	+1.364	17:16:59.157
14	1:00.690	+0.670	17:17:59.847
15	1:00.406	+0.386	17:19:00.253
16	1:00.615	+0.595	17:20:00.868

Tour	Tps/tour	Diff.	Temps du jour
(203) BRYAN CHEVALIER			
1	1:05.067	+5.196	17:04:53.350
2	1:01.992	+2.121	17:05:55.342
3	1:01.171	+1.300	17:06:56.513
4	1:00.430	+0.559	17:07:56.943
5	1:00.643	+0.772	17:08:57.586
6	1:00.985	+1.114	17:09:58.571
7	1:00.633	+0.762	17:10:59.204
8	1:00.404	+0.533	17:11:59.608
9	1:00.146	+0.275	17:12:59.754
10	1:00.143	+0.272	17:13:59.897
11	1:00.235	+0.364	17:15:00.132
12	1:00.372	+0.501	17:16:00.504
13	1:00.320	+0.449	17:17:00.824
14	1:00.418	+0.547	17:18:01.242
15	59.871		17:19:01.113
16	1:00.038	+0.167	17:20:01.151

Tour	Tps/tour	Diff.	Temps du jour
(263) PIT LIMPACH			
1	1:06.889	+7.162	17:04:54.930
2	1:01.623	+1.896	17:05:56.553
3	1:02.910	+3.183	17:06:59.463
4	1:00.437	+0.710	17:07:59.900
5	59.990	+0.263	17:08:59.890
6	1:00.251	+0.524	17:10:00.141
7	1:00.679	+0.952	17:11:00.820
8	1:00.065	+0.338	17:12:00.885
9	1:00.159	+0.432	17:13:01.044
10	59.905	+0.178	17:14:00.949

Tour	Tps/tour	Diff.	Temps du jour
11	1:00.124	+0.397	17:15:01.073
12	1:00.056	+0.329	17:16:01.129
13	1:00.240	+0.513	17:17:01.369
14	1:00.219	+0.492	17:18:01.588
15	1:00.328	+0.601	17:19:01.916
16	59.727		17:20:01.643

Tour	Tps/tour	Diff.	Temps du jour
(271) CHARLY CHARPENTIER			
1	1:04.004	+4.362	17:04:51.107
2	1:01.903	+2.261	17:05:53.010
3	1:07.947	+8.305	17:07:00.957
4	1:01.788	+2.146	17:08:02.745
5	1:01.089	+1.447	17:09:03.834
6	1:00.689	+1.047	17:10:04.523
7	1:00.906	+1.264	17:11:05.429
8	1:00.189	+0.547	17:12:05.618
9	1:00.353	+0.711	17:13:05.971
10	1:00.043	+0.401	17:14:06.014
11	59.879	+0.237	17:15:05.893
12	1:00.604	+0.962	17:16:06.497
13	1:00.632	+0.990	17:17:07.129
14	1:00.785	+1.143	17:18:07.914
15	59.642		17:19:07.556
16	59.977	+0.335	17:20:07.533

Tour	Tps/tour	Diff.	Temps du jour
(225) NOE HINIGER-GRILLON			
1	1:04.612	+4.982	17:04:52.374
2	1:02.407	+2.777	17:05:54.781
3	1:01.334	+1.704	17:06:56.115
4	1:00.452	+0.822	17:07:56.567
5	1:00.357	+0.727	17:08:56.924
6	1:00.530	+0.900	17:09:57.454
7	1:00.325	+0.695	17:10:57.779
8	59.866	+0.236	17:11:57.645
9	1:05.051	+5.421	17:13:02.696
10	59.765	+0.135	17:14:02.461
11	59.662	+0.032	17:15:02.123
12	59.919	+0.289	17:16:02.042
13	1:00.487	+0.857	17:17:02.529
14	1:00.187	+0.557	17:18:02.716
15	59.630		17:19:02.346
16	1:00.244	+0.614	17:20:02.590

Tour	Tps/tour	Diff.	Temps du jour
(288) PIERRE CLAUDEL			
1	1:08.399	+8.595	17:04:55.948
2	1:01.201	+1.397	17:05:57.149
3	1:02.899	+3.095	17:07:00.048
4	1:01.481	+1.677	17:08:01.529
5	1:00.298	+0.494	17:09:01.827
6	1:00.576	+0.772	17:10:02.403
7	1:00.121	+0.317	17:11:02.524
8	1:00.487	+0.683	17:12:03.011
9	59.804		17:13:02.815
10	1:00.261	+0.457	17:14:03.076
11	1:00.000	+0.196	17:15:03.076
12	59.832	+0.028	17:16:02.908
13	1:00.374	+0.570	17:17:03.282
14	1:00.046	+0.242	17:18:03.328
15	59.894	+0.090	17:19:03.222
16	1:00.302	+0.498	17:20:03.524

Tour	Tps/tour	Diff.	Temps du jour
(251) PAUL HORNUNG			
1	1:05.186	+4.986	17:04:52.888
2	1:03.085	+2.885	17:05:55.973
3	1:01.728	+1.528	17:06:57.701
4	1:00.883	+0.683	17:07:58.584

Tour	Tps/tour	Diff.	Temps du jour
5	1:00.601	+0.401	17:08:59.185
6	1:00.522	+0.322	17:09:59.707
7	1:01.635	+1.435	17:11:01.342
8	1:01.219	+1.019	17:12:02.561
9	1:00.918	+0.718	17:13:03.479
10	1:01.070	+0.870	17:14:04.549
11	1:00.636	+0.436	17:15:05.185
12	1:01.229	+1.029	17:16:06.414
13	1:00.325	+0.125	17:17:06.739
14	1:01.957	+1.757	17:18:08.696
15	1:00.200		17:19:08.896
16	1:00.512	+0.312	17:20:09.408

Tour	Tps/tour	Diff.	Temps du jour
(257) MAXENCE RIVELLO			
1	1:05.167	+4.575	17:04:54.108
2	1:02.722	+2.130	17:05:56.830
3	1:03.673	+3.081	17:07:00.503
4	1:01.614	+1.022	17:08:02.117
5	1:01.617	+1.025	17:09:03.734
6	1:00.630	+0.038	17:10:04.364
7	1:01.276	+0.684	17:11:05.640
8	1:00.926	+0.334	17:12:06.566
9	1:01.484	+0.892	17:13:08.050
10	1:00.592		17:14:08.642
11	1:00.663	+0.071	17:15:09.305
12	1:01.278	+0.686	17:16:10.583
13	1:00.594	+0.002	17:17:11.177
14	1:00.670	+0.078	17:18:11.847
15	1:00.762	+0.170	17:19:12.609
16	1:00.720	+0.128	17:20:13.329

Tour	Tps/tour	Diff.	Temps du jour
(267) MERLIN ROHRBACHER			
1	1:05.012	+4.468	17:04:52.219
2	1:03.595	+3.051	17:05:55.814
3	1:03.822	+3.278	17:06:59.636
4	1:01.685	+1.141	17:08:01.321
5	1:01.465	+0.921	17:09:02.786
6	1:00.975	+0.431	17:10:03.761
7	1:02.004	+1.460	17:11:05.765
8	1:01.701	+1.157	17:12:07.466
9	1:01.103	+0.559	17:13:08.569
10	1:00.990	+0.446	17:14:09.559
11	1:01.134	+0.590	17:15:10.693
12	1:00.812	+0.268	17:16:11.505
13	1:00.544		17:17:12.049
14	1:00.764	+0.220	17:18:12.813
15	1:00.951	+0.407	17:19:13.764
16	1:00.771	+0.227	17:20:14.535

Tour	Tps/tour	Diff.	Temps du jour
(283) BRYAN RAULT			
1	1:07.474	+7.512	17:04:56.518
2	1:02.185	+2.223	17:05:58.703
3	1:02.995	+3.033	17:07:01.698
4	1:02.980	+3.018	17:08:04.678
5	1:01.386	+1.424	17:09:06.064
6	1:01.491	+1.529	17:10:07.555
7	1:01.285	+1.323	17:11:08.840
8	1:01.273	+1.311	17:12:10.113
9	1:01.111	+1.149	17:13:11.224
10	1:00.792	+0.830	17:14:12.016
11	59.962		17:15:11.978
12	1:00.408	+0.446	17:16:12.386
13	1:00.386	+0.424	17:17:12.772
14	1:00.498	+0.536	17:18:13.270
15	1:01.508	+1.546	17:19:14.778
16	1:00.529	+0.567	17:20:15.307

SOUS RESERVE DE CONTROLE TECHNIQUE ET/OU FAITS SPORTIFS

Orbits

Directeur de course : I FAISCA/Président du collège : A POTHEE

Organisateur : ASK Mirecourt/Chrono : M COSTANZO

LIVETIMING RESULTATS SPEEDHIVE APP (FREE APP)

Imprimé : 13/04/2026 20:29:00



www.mylaps.com
Licence pour: CIAO s.a.r.l

CHPT LKGE+BFC - Q2 SEPTFONTAINES

SENIOR

CIRCUIT DE L'ENCLOS 1,200 km

FINALE

12/04/2026 16:50

Course (14:00 et 1 Tours) Démarré à 17:03:43

Tour	Tps/tour	Diff.	Temps du jour
(212) LEO HUART			
1	1:08.264	+7.968	17:04:56.910
2	1:02.810	+2.514	17:05:59.720
3	1:02.305	+2.009	17:07:02.025
4	1:02.822	+2.526	17:08:04.847
5	1:01.667	+1.371	17:09:06.514
6	1:01.585	+1.289	17:10:08.099
7	1:01.262	+0.966	17:11:09.361
8	1:01.980	+1.684	17:12:11.341
9	1:01.099	+0.803	17:13:12.440
10	1:01.297	+1.001	17:14:13.737
11	1:00.828	+0.532	17:15:14.565
12	1:00.437	+0.141	17:16:15.002
13	1:00.712	+0.416	17:17:15.714
14	1:00.570	+0.274	17:18:16.284
15	1:00.709	+0.413	17:19:16.993
16	1:00.296		17:20:17.289

Tour	Tps/tour	Diff.	Temps du jour
(222) SIMON WAGNER			
1	1:04.029	+3.888	17:04:51.900
2	1:01.850	+1.709	17:05:53.750
3	1:12.094	+11.953	17:07:05.844
4	1:00.912	+0.771	17:08:06.756
5	1:01.082	+0.941	17:09:07.838
6	1:00.622	+0.481	17:10:08.460
7	1:00.877	+0.736	17:11:09.337
8	1:01.223	+1.082	17:12:10.560
9	1:00.984	+0.843	17:13:11.544
10	1:00.920	+0.779	17:14:12.464
11	1:00.235	+0.094	17:15:12.699
12	1:00.188	+0.047	17:16:12.887
13	1:00.310	+0.169	17:17:13.197
14	1:00.414	+0.273	17:18:13.611
15	1:04.725	+4.584	17:19:18.336
16	1:00.141		17:20:18.477

Tour	Tps/tour	Diff.	Temps du jour
(207) CARL REGY			
1	1:07.326	+7.089	17:04:56.847
2	1:02.132	+1.895	17:05:58.979
3	1:02.785	+2.548	17:07:01.764
4	1:02.462	+2.225	17:08:04.226
5	1:01.350	+1.113	17:09:05.576
6	1:00.873	+0.636	17:10:06.449
7	1:00.908	+0.671	17:11:07.357
8	1:03.096	+2.859	17:12:10.453
9	1:01.360	+1.123	17:13:11.813
10	1:01.071	+0.834	17:14:12.884
11	1:01.063	+0.826	17:15:13.947
12	1:00.764	+0.527	17:16:14.711
13	1:00.655	+0.418	17:17:15.366
14	1:00.452	+0.215	17:18:15.818
15	1:00.736	+0.499	17:19:16.554
16	1:00.237		17:20:16.791

Tour	Tps/tour	Diff.	Temps du jour
(262) JASMINE ZAIRI			
1	1:06.911	+5.783	17:04:56.211
2	1:02.160	+1.032	17:05:58.371
3	1:03.208	+2.080	17:07:01.579
4	1:02.217	+1.089	17:08:03.796
5	1:01.588	+0.460	17:09:05.384
6	1:01.915	+0.787	17:10:07.299
7	1:01.207	+0.079	17:11:08.506
8	1:01.128		17:12:09.634
9	1:01.263	+0.135	17:13:10.897
10	1:01.552	+0.424	17:14:12.449

Tour	Tps/tour	Diff.	Temps du jour
11	1:02.384	+1.256	17:15:14.833
12	1:01.338	+0.210	17:16:16.171
13	1:03.472	+2.344	17:17:19.643
14	1:01.853	+0.725	17:18:21.496
15	1:01.718	+0.590	17:19:23.214
16	1:02.324	+1.196	17:20:25.538

Tour	Tps/tour	Diff.	Temps du jour
(233) JAN COLIN			
1	1:05.135	+5.001	17:04:53.039
2	1:01.784	+1.650	17:05:54.823
3	1:12.191	+12.057	17:07:07.014
4	1:00.664	+0.530	17:08:07.678
5	1:01.038	+0.904	17:09:08.716
6	1:00.449	+0.315	17:10:09.165
7	1:00.570	+0.436	17:11:09.735
8	1:00.943	+0.809	17:12:10.678
9	1:05.023	+4.889	17:13:15.701
10	1:00.261	+0.127	17:14:15.962
11	1:00.134		17:15:16.096
12	1:00.253	+0.119	17:16:16.349
13	1:06.693	+6.559	17:17:23.042
14	1:00.255	+0.121	17:18:23.297
15	1:00.519	+0.385	17:19:23.816

Tour	Tps/tour	Diff.	Temps du jour
(260) LUCAS PETIT			
1	1:07.603	+6.063	17:04:57.283
2	1:02.822	+1.282	17:06:00.105
3	1:03.509	+1.969	17:07:03.614
4	1:02.598	+1.058	17:08:06.212
5	1:02.477	+0.937	17:09:08.689
6	1:02.193	+0.653	17:10:10.882
7	1:02.547	+1.007	17:11:13.429
8	1:03.034	+1.494	17:12:16.463
9	1:02.192	+0.652	17:13:18.655
10	1:01.571	+0.031	17:14:20.226
11	1:02.071	+0.531	17:15:22.297
12	1:01.540		17:16:23.837
13	1:01.786	+0.246	17:17:25.623
14	1:01.935	+0.395	17:18:27.558
15	1:01.851	+0.311	17:19:29.409

Tour	Tps/tour	Diff.	Temps du jour
(243) LEO OMELTCHENKO			
1	1:10.078	+7.237	17:04:58.496
2	1:04.507	+1.666	17:06:03.003
3	1:05.482	+2.641	17:07:08.485
4	1:04.064	+1.223	17:08:12.549
5	1:03.879	+1.038	17:09:16.428
6	1:03.147	+0.306	17:10:19.575
7	1:02.841		17:11:22.416
8	1:03.318	+0.477	17:12:25.734
9	2:29.500	+1:26.659	17:14:55.234
10	1:05.137	+2.296	17:16:00.371
11	1:05.005	+2.164	17:17:05.376
12	1:04.143	+1.302	17:18:09.519
13	1:03.019	+0.178	17:19:12.538
14	1:04.288	+1.447	17:20:16.826

Tour	Tps/tour	Diff.	Temps du jour
(228) LYNIS CHOLLET			
1	1:06.715	+5.491	17:04:55.222
2	1:02.306	+1.082	17:05:57.528
3	1:03.301	+2.077	17:07:00.829
4	1:02.354	+1.130	17:08:03.183
5	1:01.224		17:09:04.407
6	1:01.390	+0.166	17:10:05.797
7	1:01.652	+0.428	17:11:07.449
8	1:02.290	+1.066	17:12:09.739

Tour	Tps/tour	Diff.	Temps du jour
(215) ARTHUR CAZAUBON			
9	1:01.747	+0.523	17:13:11.486
1	1:06.341	+4.895	17:04:55.273
2	1:01.446		17:05:56.719
3	1:01.863	+0.417	17:06:58.582

SOUS RESERVE DE CONTROLE TECHNIQUE ET/OU FAITS SPORTIFS

Orbits

Directeur de course : I FAISCA/Président du collège : A POTHEE

Organisateur : ASK Mirecourt/Chrono : M COSTANZO

LIVETIMING RESULTATS SPEEDHIVE APP (FREE APP)

Imprimé : 13/04/2026 20:29:00



www.mylaps.com
Licence pour: CIAO s.a.r.l

CHPT LKGE+BFC - Q2 SEPTFONTAINES

Tableau de tour

SENIOR CIRCUIT DE L'ENCLOS 1,200 km

FINALE 12/04/2026 16:50

Course (14:00 et 1 Tours) Démarré à 17:03:43

Pilotes	Tours	Tours																
		0	1	2	3	4	5	6	7	8	9	10	11	12	13	14	15	16
GUILLAUME MAUGAIN (208)	1	208	252	208	208	208	208	208	208	208	208	208	208	208	208	208	208	208
GREGOIRE SCHNEIDER (252)	2	252	208	252	252	252	252	252	252	252	252	252	252	252	252	252	252	252
VIVIEL GUYONNET (211)	3	211	211	211	290	290	290	290	290	290	290	290	290	290	290	290	290	290
QUENTIN HECHE (210)	4	210	290	290	268	268	268	268	268	268	268	268	268	268	268	268	268	268
NEILL MAITRE (221)	5	221	268	268	211	211	211	211	211	211	211	211	211	211	221	221	221	221
ZOE KNEBLER (297)	6	297	221	221	221	221	221	221	221	221	221	221	221	221	211	211	211	211
GIACOMO NAPOLITANO (290)	7	290	210	297	297	297	297	297	210	210	210	210	210	210	210	210	210	210
THIEBAUT KEMPF (268)	8	268	201	210	210	210	210	297	297	297	297	297	297	297	297	297	297	297
FLORENT PANES (201)	9	201	297	217	201	201	201	201	201	201	201	201	201	201	201	201	201	201
ARMAND HOULMANN (217)	10	217	217	201	270	270	270	270	240	240	240	240	240	240	240	240	240	240
CHARLY CHARPENTIER (271)	11	271	270	270	240	240	240	240	270	270	270	270	270	270	217	217	217	217
SULLIVAN BAVEREY (270)	12	270	271	271	217	217	217	217	269	269	269	269	269	269	270	269	269	269
MERLIN ROHRBACHER (267)	13	267	240	240	269	269	269	269	217	217	217	217	217	217	269	270	270	270
VALENTIN HERVAS (240)	14	240	222	222	225	225	225	225	225	225	203	203	203	203	203	203	203	203
PIERRE CLAUDEL (288)	15	288	267	269	203	203	203	203	203	203	263	263	263	263	263	263	263	263
PAUL HORNUNG (251)	16	251	225	225	251	251	251	251	263	263	225	225	225	225	225	225	225	225
CLEMENT BOOTZ (269)	17	269	269	233	215	263	263	263	251	251	288	288	288	288	288	288	288	288
NOE HINIGER-GRILLON (225)	18	225	251	203	263	267	288	288	288	288	251	251	251	251	251	271	271	271
SIMON WAGNER (222)	19	222	233	267	267	288	267	267	271	271	271	271	271	271	271	251	251	251
JAN COLIN (233)	20	233	203	251	288	257	257	257	257	257	257	257	257	257	257	257	257	257
PIT LIMPACH (263)	21	263	257	263	257	271	271	271	267	267	267	267	267	267	267	267	267	267
BRYAN CHEVALIER (203)	22	203	263	215	228	228	228	228	207	262	262	283	283	283	283	283	283	283
LEO OMELTCHENKO (243)	23	243	228	257	271	262	262	207	228	228	283	262	222	222	222	222	207	207
LYNIS CHOLLET (228)	24	228	215	288	262	207	207	262	262	283	228	222	207	207	207	207	212	212
LEO HUART (212)	25	212	288	228	283	283	283	283	207	222	207	212	212	212	212	222	222	222
ARTHUR CAZAUBON (215)	26	215	262	262	207	212	212	212	222	222	207	212	262	262	262	262	262	262
MAXENCE RIVELLO (257)	27	257	283	283	212	260	222	222	212	233	212	233	233	233	233	233	233	233
BRYAN RAULT (283)	28	283	207	207	260	222	260	233	233	212	233	260	260	260	260	260	260	260
JASMINE ZAIRI (262)	29	262	212	212	222	233	233	260	260	260	260	243	243	243	243	243	243	243
CARL REGY (207)	30	207	260	260	233	243	243	243	243	243	243	243	243	243	243	243	243	243
LUCAS PETIT (260)	31	260	243	243	243	243	243	243	243	243	243	243	243	243	243	243	243	243
-	32																	