

CHPT LKGE+BFC - Q2 SEPTFONTAINES

Trié par meilleur tour

NATIONALE

CIRCUIT DE L'ENCLOS 1,200 km

ESSAIS QUALIFICATIFS

11/04/2026 14:50

Qualifier (6:00 Temps) Démarré à 14:45:20

Pos.	N°	Nom complet	Meilleur tps	Dans tour	Diff.	Dernier tps	Catégorie	Club
1	468	LUCAS DOILLON	48.282	7		48.390	NATIONALE	ASK MULHOUSE C
2	456	YANN GROSSE	48.368	7	0.086	48.520	NATIONALE	ASK MIRECOURT
3	418	MAXENCE LEFEBVRE	48.408	6	0.126	49.330	NATIONALE	AUTOSPORT SCH
4	422	VALENTIN LEFEBVRE	48.417	5	0.135	49.244	NATIONALE	AUTOSPORT SCH
5	466	MAXIME LEROI	48.490	5	0.208	48.518	NATIONALE	ASK CHARMES 03
6	426	MAEL GIRARDET	48.556	4	0.274	48.586	NATIONALE	ASK DE L'ENCLOS
7	460	FABIO ANGOTTA	48.613	6	0.331	48.718	NATIONALE	ASK CLUB BOUZO
8	433	ELIAS EGGERT	48.620	5	0.338	48.883	NATIONALE	AUTOSPORT SCH
9	417	AURELIEN DUCROT	48.641	7	0.359	48.641	NATIONALE	ASK DE L'ENCLOS
10	480	ELIOTT LAMBERT-ROME	48.723	6	0.441	49.099	NATIONALE	ASK HAGUENAU C
11	401	HUGO PARISATO	48.804	5	0.522	49.049	NATIONALE	ASK DE L'ENCLOS
12	450	ENZO LAVOINE	48.944	8	0.662	48.944	NATIONALE	ASK MIRECOURT
13	479	HUGO SEEMANN	49.018	7	0.736	49.018	NATIONALE	ASK WITTENHEIM
14	425	TONY CASTANIER	49.041	7	0.759	49.117	NATIONALE	ASK ASCAP PAYS
15	455	ARTHUR JONNETTE	49.141	7	0.859	49.304	NATIONALE	ASK HAGUENAU C
16	481	PHILIPPE MASSARD	49.158	7	0.876	49.497	NATIONALE	ACL LUXEMBOUR
17	407	MATHIS THIERY	49.245	7	0.963	49.704	NATIONALE	ASK BESANCON C
18	434	HUGO CHAZELLE	49.251	5	0.969	49.376	NATIONALE	ASK DE L'ENCLOS
19	485	CHARLENE BOUCHE	49.279	5	0.997	49.474	NATIONALE	ASK HAGUENAU C
20	471	QUENTIN REYNAUD	49.344	4	1.062	50.223	NATIONALE	ASK HAGUENAU C
21	465	MATTHEW O'DWYER	49.582	5	1.300	49.854	NATIONALE	ACL LUXEMBOUR
22	419	HUGO PETITJEAN	49.990	4	1.708	50.578	NATIONALE	ASK DE L'ENCLOS
23	451	LORENZO SAMBUR	50.054	5	1.772	51.184	NATIONALE	ASK CLUB BOUZO
24	414	NOE SAGOT	50.171	5	1.889	51.352	NATIONALE	ASK LE CREUSOT
25	499	ALEX MATHIEU	50.566	4	2.284	50.698	NATIONALE	ASK MIRECOURT
26	461	ALEXIS GRANDCLAUDE	50.662	4	2.380	50.940	NATIONALE	ASK MIRECOURT
27	494	OSCAR DAVIES	50.758	6	2.476	51.651	NATIONALE	ACL LUXEMBOUR

CHPT LKGE+BFC - Q2 SEPTFONTAINES

NATIONALE

CIRCUIT DE L'ENCLOS 1,200 km

ESSAIS QUALIFICATIFS

11/04/2026 14:50

Qualifier (6:00 Temps) Démarré à 14:45:20

Tour	Tps/tour	Diff.	Temps du jour
(468) LUCAS DOILLON			
1			14:46:15.940
2	49.444	+1.162	14:47:05.384
3	48.403	+0.121	14:47:53.787
4	48.471	+0.189	14:48:42.258
5	48.687	+0.405	14:49:30.945
6	48.303	+0.021	14:50:19.248
7	48.282		14:51:07.530
8	48.390	+0.108	14:51:55.920

Tour	Tps/tour	Diff.	Temps du jour
(456) YANN GROSSE			
1			14:46:12.981
2	49.215	+0.847	14:47:02.196
3	48.713	+0.345	14:47:50.909
4	48.379	+0.011	14:48:39.288
5	48.404	+0.036	14:49:27.692
6	48.444	+0.076	14:50:16.136
7	48.368		14:51:04.504
8	48.520	+0.152	14:51:53.024

Tour	Tps/tour	Diff.	Temps du jour
(418) MAXENCE LEFEBVRE			
1			14:46:48.703
2	49.107	+0.699	14:47:37.810
3	48.775	+0.367	14:48:26.585
4	48.550	+0.142	14:49:15.135
5	48.489	+0.081	14:50:03.624
6	48.408		14:50:52.032
7	49.330	+0.922	14:51:41.362

Tour	Tps/tour	Diff.	Temps du jour
(422) VALENTIN LEFEBVRE			
1			14:46:48.458
2	49.076	+0.659	14:47:37.534
3	48.756	+0.339	14:48:26.290
4	48.583	+0.166	14:49:14.873
5	48.417		14:50:03.290
6	48.536	+0.119	14:50:51.826
7	49.244	+0.827	14:51:41.070

Tour	Tps/tour	Diff.	Temps du jour
(466) MAXIME LEROI			
1			14:46:17.173
2	49.812	+1.322	14:47:06.985
3	48.737	+0.247	14:47:55.722
4	48.573	+0.083	14:48:44.295
5	48.490		14:49:32.785
6	48.719	+0.229	14:50:21.504
7	48.586	+0.096	14:51:10.090
8	48.518	+0.028	14:51:58.608

Tour	Tps/tour	Diff.	Temps du jour
(426) MAEL GIRARDET			
1			14:46:16.673
2	49.593	+1.037	14:47:06.266
3	48.906	+0.350	14:47:55.172
4	48.556		14:48:43.728
5	48.979	+0.423	14:49:32.707
6	48.970	+0.414	14:50:21.677
7	48.727	+0.171	14:51:10.404
8	48.586	+0.030	14:51:58.990

Tour	Tps/tour	Diff.	Temps du jour
(460) FABIO ANGOTTA			
1			14:46:15.738
2	49.707	+1.094	14:47:05.445
3	49.013	+0.400	14:47:54.458
4	48.915	+0.302	14:48:43.373
5	48.927	+0.314	14:49:32.300
6	48.613		14:50:20.913

Tour	Tps/tour	Diff.	Temps du jour
7	48.727	+0.114	14:51:09.640
8	48.718	+0.105	14:51:58.358
(433) ELIAS EGGERT			
1			14:46:49.035
2	49.340	+0.720	14:47:38.375
3	48.934	+0.314	14:48:27.309
4	48.940	+0.320	14:49:16.249
5	48.620		14:50:04.869
6	48.671	+0.051	14:50:53.540
7	48.883	+0.263	14:51:42.423

Tour	Tps/tour	Diff.	Temps du jour
(417) AURELIEN DUCROT			
1			14:46:28.762
2	49.457	+0.816	14:47:18.219
3	49.595	+0.954	14:48:07.814
4	48.737	+0.096	14:48:56.551
5	48.685	+0.044	14:49:45.236
6	48.797	+0.156	14:50:34.033
7	48.641		14:51:22.674

Tour	Tps/tour	Diff.	Temps du jour
(480) ELIOTT LAMBERT-ROME			
1			14:46:14.470
2	49.770	+1.047	14:47:04.240
3	49.207	+0.484	14:47:53.447
4	49.025	+0.302	14:48:42.472
5	49.099	+0.376	14:49:31.571
6	48.723		14:50:20.294
7	48.874	+0.151	14:51:09.168
8	49.099	+0.376	14:51:58.267

Tour	Tps/tour	Diff.	Temps du jour
(401) HUGO PARISATO			
1			14:46:33.965
2	50.222	+1.418	14:47:24.187
3	49.129	+0.325	14:48:13.316
4	48.971	+0.167	14:49:02.287
5	48.804		14:49:51.091
6	49.676	+0.872	14:50:40.767
7	49.049	+0.245	14:51:29.816

Tour	Tps/tour	Diff.	Temps du jour
(450) ENZO LAVOINE			
1			14:46:14.012
2	49.713	+0.769	14:47:03.725
3	49.149	+0.205	14:47:52.874
4	48.971	+0.027	14:48:41.845
5	50.641	+1.697	14:49:32.486
6	54.328	+5.384	14:50:26.814
7	49.275	+0.331	14:51:16.089
8	48.944		14:52:05.033

Tour	Tps/tour	Diff.	Temps du jour
(479) HUGO SEEMANN			
1			14:46:22.030
2	51.679	+2.661	14:47:13.709
3	49.192	+0.174	14:48:02.901
4	49.353	+0.335	14:48:52.254
5	51.029	+2.011	14:49:43.283
6	49.069	+0.051	14:50:32.352
7	49.018		14:51:21.370

Tour	Tps/tour	Diff.	Temps du jour
(425) TONY CASTANIER			
1			14:46:16.506
2	50.882	+1.841	14:47:07.388
3	49.379	+0.338	14:47:56.767
4	49.137	+0.096	14:48:45.904
5	49.100	+0.059	14:49:35.004
6	49.203	+0.162	14:50:24.207

Tour	Tps/tour	Diff.	Temps du jour
7	49.041		14:51:13.248
8	49.117	+0.076	14:52:02.365
(455) ARTHUR JONNETTE			
1			14:46:21.548
2	49.742	+0.601	14:47:11.290
3	49.975	+0.834	14:48:01.265
4	49.374	+0.233	14:48:50.639
5	49.209	+0.068	14:49:39.848
6	49.315	+0.174	14:50:29.163
7	49.141		14:51:18.304
8	49.304	+0.163	14:52:07.608

Tour	Tps/tour	Diff.	Temps du jour
(481) PHILIPPE MASSARD			
1			14:46:20.151
2	50.910	+1.752	14:47:11.061
3	50.499	+1.341	14:48:01.560
4	49.770	+0.612	14:48:51.330
5	49.323	+0.165	14:49:40.653
6	49.331	+0.173	14:50:29.984
7	49.158		14:51:19.142
8	49.497	+0.339	14:52:08.639

Tour	Tps/tour	Diff.	Temps du jour
(407) MATHIS THIERY			
1			14:46:21.894
2	50.847	+1.602	14:47:12.741
3	49.866	+0.621	14:48:02.607
4	49.529	+0.284	14:48:52.136
5	49.476	+0.231	14:49:41.612
6	49.410	+0.165	14:50:31.022
7	49.245		14:51:20.267
8	49.704	+0.459	14:52:09.971

Tour	Tps/tour	Diff.	Temps du jour
(434) HUGO CHAZELLE			
1			14:46:26.654
2	50.319	+1.068	14:47:16.973
3	51.056	+1.805	14:48:08.029
4	49.277	+0.026	14:48:57.306
5	49.251		14:49:46.557
6	49.474	+0.223	14:50:36.031
7	49.376	+0.125	14:51:25.407

Tour	Tps/tour	Diff.	Temps du jour
(485) CHARLENE BOUCHE			
1			14:46:25.685
2	50.825	+1.546	14:47:16.510
3	49.589	+0.310	14:48:06.099
4	49.325	+0.046	14:48:55.424
5	49.279		14:49:44.703
6	49.524	+0.245	14:50:34.227
7	49.474	+0.195	14:51:23.701

Tour	Tps/tour	Diff.	Temps du jour
(471) QUENTIN REYNAUD			
1			14:47:21.133
2	50.475	+1.131	14:48:11.608
3	50.075	+0.731	14:49:01.683
4	49.344		14:49:51.027
5	51.484	+2.140	14:50:42.511
6	50.223	+0.879	14:51:32.734

Tour	Tps/tour	Diff.	Temps du jour
(465) MATTHEW O'DWYER			
1			14:46:25.863
2	51.048	+1.466	14:47:16.911
3	51.508	+1.926	14:48:08.419
4	49.806	+0.224	14:48:58.225
5	49.582		14:49:47.807
6	49.676	+0.094	14:50:37.483

SOUS RESERVE DE CONTROLE TECHNIQUE ET/OU FAITS SPORTIFS

Orbits

Directeur de course : I FAISCA/Président du collège : A POTHEE

Organisateur : ASK Mirecourt/Chrono : M COSTANZO

LIVETIMING RESULTATS SPEEDHIVE APP (FREE APP)

Imprimé : 13/04/2026 20:14:18



www.mylaps.com
Licence pour: CIAO s.a.r.l

CHPT LKGE+BFC - Q2 SEPTFONTAINES

NATIONALE

CIRCUIT DE L'ENCLOS 1,200 km

ESSAIS QUALIFICATIFS

11/04/2026 14:50

Qualifier (6:00 Temps) Démarré à 14:45:20

Tour	Tps/tour	Diff.	Temps du jour
7	49.854	+0.272	14:51:27.337

(419) HUGO PETITJEAN

1			14:46:30.044
2	51.615	+1.625	14:47:21.659
3	50.683	+0.693	14:48:12.342
4	49.990		14:49:02.332
5	50.341	+0.351	14:49:52.673
6	51.265	+1.275	14:50:43.938
7	50.578	+0.588	14:51:34.516

(451) LORENZO SAMBUR

1			14:46:16.618
2	50.982	+0.928	14:47:07.600
3	50.184	+0.130	14:47:57.784
4	50.255	+0.201	14:48:48.039
5	50.054		14:49:38.093
6	50.058	+0.004	14:50:28.151
7	50.216	+0.162	14:51:18.367
8	51.184	+1.130	14:52:09.551

(414) NOE SAGOT

1			14:46:25.486
2	53.048	+2.877	14:47:18.534
3	51.045	+0.874	14:48:09.579
4	50.624	+0.453	14:49:00.203
5	50.171		14:49:50.374
6	51.162	+0.991	14:50:41.536
7	51.352	+1.181	14:51:32.888

(499) ALEX MATHIEU

1			14:46:37.650
2	51.684	+1.118	14:47:29.334
3	51.378	+0.812	14:48:20.712
4	50.566		14:49:11.278
5	50.600	+0.034	14:50:01.878
6	55.072	+4.506	14:50:56.950
7	50.698	+0.132	14:51:47.648

(461) ALEXIS GRANDCLAUDE

1			14:46:23.904
2	51.081	+0.419	14:47:14.985
3	53.616	+2.954	14:48:08.601
4	50.662		14:48:59.263
5	50.896	+0.234	14:49:50.159
6	51.109	+0.447	14:50:41.268
7	50.940	+0.278	14:51:32.208

(494) OSCAR DAVIES

1			14:46:32.392
2	53.502	+2.744	14:47:25.894
3	51.789	+1.031	14:48:17.683
4	51.394	+0.636	14:49:09.077
5	50.837	+0.079	14:49:59.914
6	50.758		14:50:50.672
7	51.651	+0.893	14:51:42.323

Tour	Tps/tour	Diff.	Temps du jour
------	----------	-------	---------------

Tour	Tps/tour	Diff.	Temps du jour
------	----------	-------	---------------

CHPT LKGE+BFC - Q2 SEPTFONTAINES

Tableau de tour


NATIONALE

CIRCUIT DE L'ENCLOS 1,200 km

ESSAIS QUALIFICATIFS

11/04/2026 14:50

Qualifier (6:00 Temps) Démarré à 14:45:20



Pilotes	Tours								
		1	2	3	4	5	6	7	8
YANN GROSSE (456)	1	456	456	456	456	456	456	456	456
ENZO LAVOINE (450)	2	450	450	450	450	468	468	468	468
ELIOTT LAMBERT-ROME (480)	3	480	480	480	468	480	480	480	480
FABIO ANGOTTA (460)	4	460	468	468	480	460	460	460	460
LUCAS DOILLON (468)	5	468	460	460	460	450	466	466	466
TONY CASTANIER (425)	6	425	426	426	426	426	426	426	426
LORENZO SAMBUR (451)	7	451	466	466	466	466	425	425	425
MAEL GIRARDET (426)	8	426	425	425	425	425	450	450	450
MAXIME LEROI (466)	9	466	451	451	451	451	451	455	455
PHILIPPE MASSARD (481)	10	481	481	455	455	455	455	451	481
ARTHUR JONNETTE (455)	11	455	455	481	481	481	481	481	451
MATHIS THIERY (407)	12	407	407	407	407	407	407	407	407
HUGO SEEMANN (479)	13	479	479	479	479	479	479	479	479
ALEXIS GRANDCLAUDE (461)	14	461	461	485	485	485	417	417	417
NOE SAGOT (414)	15	414	485	417	417	417	485	485	485
CHARLENE BOUCHE (485)	16	485	465	434	434	434	434	434	434
MATTHEW O'DWYER (465)	17	465	434	465	465	465	465	465	465
HUGO CHAZELLE (434)	18	434	417	461	461	461	401	401	401
AURELIEN DUCROT (417)	19	417	414	414	414	414	461	461	461
HUGO PETITJEAN (419)	20	419	419	419	401	401	414	414	414
OSCAR DAVIES (494)	21	494	401	401	419	419	419	419	419
HUGO PARISATO (401)	22	401	494	494	494	494	494	422	422
ALEX MATHIEU (499)	23	499	499	499	499	499	422	418	418
VALENTIN LEFEBVRE (422)	24	422	422	422	422	422	418	494	494
MAXENCE LEFEBVRE (418)	25	418	418	418	418	418	433	433	433
ELIAS EGGERT (433)	26	433	433	433	433	433	499	499	499
QUENTIN REYNAUD (471)	27	471	471	471	471	471	471	471	471



CHPT LKGE+BFC - Q2 SEPTFONTAINES

NATIONALE

CIRCUIT DE L'ENCLOS 1,200 km

MANCHE 1

11/04/2026 16:40

Course (8:00 et 1 Tours) Démarré à 16:53:02

10

49.279
485 CHARLENE BOUCHE

19

49.344
471 QUENTIN REYNAUD

20

9

49.245
407 MATHIS THIERY

17

49.251
434 HUGO CHAZELLE

18

8

49.141
455 ARTHUR JONNETTE

15

49.158
481 PHILIPPE MASSARD

16

7

49.018
479 HUGO SEEMANN

13

49.041
425 TONY CASTANIER

14

6

48.804
401 HUGO PARISATO

11

48.944
450 ENZO LAVOINE

12

5

48.641
417 AURELIEN DUCROT

9

48.723
480 ELIOTT LAMBERT-ROME

10

4

48.613
460 FABIO ANGOTTA

7

48.620
433 ELIAS EGGERT

8

3

48.490
466 MAXIME LEROI

5

48.556
426 MAEL GIRARDET

6

2

48.408
418 MAXENCE LEFEBVRE

3

48.417
422 VALENTIN LEFEBVRE

4

1

48.282
468 LUCAS DOILLON

1

48.368
456 YANN GROSSE

2

POLE POSITION



SOUS RESERVE DE CONTROLE TECHNIQUE ET/OU FAITS SPORTIFS

Orbits

Directeur de course : I FAISCA/Président du collège : A POTHEE

Organisateur : ASK Mirecourt/Chrono : M COSTANZO

LIVETIMING RESULTATS SPEEDHIVE APP (FREE APP)

Imprimé : 13/04/2026 20:14:34



www.mylaps.com
Licence pour: CIAO s.a.r.l

Page 1/2

CHPT LKGE+BFC - Q2 SEPTFONTAINES

NATIONALE

CIRCUIT DE L'ENCLOS 1,200 km

MANCHE 1

11/04/2026 16:40

Course (8:00 et 1 Tours) Démarré à 16:53:02

14

50.758
494 OSCAR DAVIES

27

13

50.566
499 ALEX MATHIEU

25

12

50.054
451 LORENZO SAMBUR

23

11

49.582
465 MATTHEW O'DWYER

21

50.662
461 ALEXIS GRANDCLAUDE

26

50.171
414 NOE SAGOT

24

49.990
419 HUGO PETITJEAN

22



CHPT LKGE+BFC - Q2 SEPTFONTAINES

Trié par tour

NATIONALE

CIRCUIT DE L'ENCLOS 1,200 km

MANCHE 1

11/04/2026 16:40

Course (8:00 et 1 Tours) Démarré à 16:53:02

Pos.	N°	Nom complet	Tours	Diff.	Meilleur tps	Dans tour	Correction du te	Catégorie	Club
1	468	LUCAS DOILLON	11		48.281	6		NATIONALE	ASK MULHOUSE 0372
2	456	YANN GROSSE	11	0.371	48.277	7		NATIONALE	ASK MIRECOURT 0354
3	418	MAXENCE LEFEBVRE	11	1.092	48.387	9		NATIONALE	AUTOSPORT SCHWEIZ
4	466	MAXIME LEROI	11	2.209	48.466	9		NATIONALE	ASK CHARMES 0352
5	417	AURELIEN DUCROT	11	2.641	48.353	9		NATIONALE	ASK DE L'ENCLOS 0465
6	422	VALENTIN LEFEBVRE	11	3.317	48.346	6		NATIONALE	AUTOSPORT SCHWEIZ
7	480	ELIOTT LAMBERT-ROME	11	6.789	48.763	6		NATIONALE	ASK HAGUENAU 0364
8	401	HUGO PARISATO	11	6.908	48.750	6		NATIONALE	ASK DE L'ENCLOS 0465
9	455	ARTHUR JONNETTE	11	9.281	48.879	9		NATIONALE	ASK HAGUENAU 0364
10	479	HUGO SEEMANN	11	9.337	48.895	6		NATIONALE	ASK WITTENHEIM 0376
11	425	TONY CASTANIER	11	12.843	49.132	9		NATIONALE	ASK ASCAP PAYS DE MONTBELLIARD 04
12	460	FABIO ANGOTTA	11	12.901	48.840	8		NATIONALE	ASK CLUB BOUZONVILLE 0358
13	481	PHILIPPE MASSARD	11	15.584	49.290	7		NATIONALE	ACL LUXEMBOURG
14	434	HUGO CHAZELLE	11	17.548	49.214	5		NATIONALE	ASK DE L'ENCLOS 0465
15	485	CHARLENE BOUCHE	11	17.864	49.163	5		NATIONALE	ASK HAGUENAU 0364
16	407	MATHIS THIERY	11	18.420	49.393	9		NATIONALE	ASK BESANCON 0462
17	451	LORENZO SAMBUR	11	20.475	48.905	9	5.000	NATIONALE	ASK CLUB BOUZONVILLE 0358
18	465	MATTHEW O'DWYER	11	23.773	49.706	7		NATIONALE	ACL LUXEMBOURG
19	426	MAEL GIRARDET	11	28.835	48.485	8		NATIONALE	ASK DE L'ENCLOS 0465
20	461	ALEXIS GRANDCLAUDE	11	29.082	50.409	9		NATIONALE	ASK MIRECOURT 0354
21	414	NOE SAGOT	11	29.385	50.037	7		NATIONALE	ASK LE CREUSOT 0480
22	494	OSCAR DAVIES	11	30.658	50.471	9		NATIONALE	ACL LUXEMBOURG
23	433	ELIAS EGGERT	11	34.981	48.911	7		NATIONALE	AUTOSPORT SCHWEIZ
24	419	HUGO PETITJEAN	11	35.367	50.150	9		NATIONALE	ASK DE L'ENCLOS 0465
25	499	ALEX MATHIEU	11	37.085	50.541	7	5.000	NATIONALE	ASK MIRECOURT 0354
26	450	ENZO LAVOINE	2	9 Tours	51.316	2	5.000	NATIONALE	ASK MIRECOURT 0354
Non classé									
NPD	471	QUENTIN REYNAUD		NPD		0		NATIONALE	ASK HAGUENAU 0364

Annonces
 N°450: 5S DE PENALITE POUR SORTIE 4 ROUES HORS DU COULOIR LORS DE LA PROCEDURE DE DEPART
 N°451: 5S DE PENALITE POUR CARENAGE EN MAUVAISE POSITION
 N°499: 5S DE PENALITE POUR AVOIR PROVOQUE UNE COLLISION

Marge de victoire	Vit. moy.	Meilleur tps/tour	Meilleure vit.	Meilleur tour
0.371	88,154	48.277	89,484	456 - YANN GROSSE

SOUS RESERVE DE CONTROLE TECHNIQUE ET/OU FAITS SPORTIFS Orbits

Directeur de course : I FAISCA/Président du collège : A POTHEE
 Organisateur : ASK Mirecourt/Chrono : M COSTANZO
 LIVETIMING RESULTATS SPEEDHIVE APP (FREE APP)



www.mylaps.com
 Licence pour: CIAO s.a.r.l

CHPT LKGE+BFC - Q2 SEPTFONTAINES

NATIONALE

CIRCUIT DE L'ENCLOS 1,200 km

MANCHE 1

11/04/2026 16:40

Course (8:00 et 1 Tours) Démarré à 16:53:02

Tour	Tps/tour	Diff.	Temps du jour
(468) LUCAS DOILLON			
1	51.213	+2.932	16:53:54.794
2	49.347	+1.066	16:54:44.141
3	48.971	+0.690	16:55:33.112
4	48.686	+0.405	16:56:21.798
5	48.526	+0.245	16:57:10.324
6	48.281		16:57:58.605
7	48.355	+0.074	16:58:46.960
8	48.487	+0.206	16:59:35.447
9	48.319	+0.038	17:00:23.766
10	48.520	+0.239	17:01:12.286
11	49.270	+0.989	17:02:01.556

Tour	Tps/tour	Diff.	Temps du jour
(456) YANN GROSSE			
1	51.715	+3.438	16:53:55.329
2	49.194	+0.917	16:54:44.523
3	48.866	+0.589	16:55:33.389
4	48.667	+0.390	16:56:22.056
5	48.464	+0.187	16:57:10.520
6	48.385	+0.108	16:57:58.905
7	48.277		16:58:47.182
8	48.406	+0.129	16:59:35.588
9	48.427	+0.150	17:00:24.015
10	48.711	+0.434	17:01:12.726
11	49.201	+0.924	17:02:01.927

Tour	Tps/tour	Diff.	Temps du jour
(418) MAXENCE LEFEBVRE			
1	51.265	+2.878	16:53:54.924
2	49.692	+1.305	16:54:44.616
3	48.984	+0.597	16:55:33.600
4	48.742	+0.355	16:56:22.342
5	48.458	+0.071	16:57:10.800
6	48.447	+0.060	16:57:59.247
7	48.465	+0.078	16:58:47.712
8	48.621	+0.234	16:59:36.333
9	48.387		17:00:24.720
10	48.694	+0.307	17:01:13.414
11	49.234	+0.847	17:02:02.648

Tour	Tps/tour	Diff.	Temps du jour
(466) MAXIME LEROI			
1	51.687	+3.221	16:53:55.412
2	49.317	+0.851	16:54:44.729
3	49.138	+0.672	16:55:33.867
4	49.249	+0.783	16:56:23.116
5	48.589	+0.123	16:57:11.705
6	48.559	+0.093	16:58:00.264
7	48.495	+0.029	16:58:48.759
8	48.648	+0.182	16:59:37.407
9	48.466		17:00:25.873
10	48.666	+0.200	17:01:14.539
11	49.226	+0.760	17:02:03.765

Tour	Tps/tour	Diff.	Temps du jour
(417) AURELIEN DUCROT			
1	52.123	+3.770	16:53:56.019
2	49.109	+0.756	16:54:45.128
3	48.683	+0.330	16:55:33.811
4	50.263	+1.910	16:56:24.074
5	48.528	+0.175	16:57:12.602
6	48.570	+0.217	16:58:01.172
7	48.525	+0.172	16:58:49.697
8	48.529	+0.176	16:59:38.226
9	48.353		17:00:26.579
10	48.627	+0.274	17:01:15.206
11	48.991	+0.638	17:02:04.197

Tour	Tps/tour	Diff.	Temps du jour
(422) VALENTIN LEFEBVRE			
1	53.281	+4.935	16:53:57.007
2	49.887	+1.541	16:54:46.894
3	49.092	+0.746	16:55:35.986
4	48.761	+0.415	16:56:24.747
5	48.406	+0.060	16:57:13.153
6	48.346		16:58:01.499
7	48.423	+0.077	16:58:49.922
8	48.399	+0.053	16:59:38.321
9	48.601	+0.255	17:00:26.922
10	48.686	+0.340	17:01:15.608
11	49.265	+0.919	17:02:04.873

Tour	Tps/tour	Diff.	Temps du jour
(480) ELIOTT LAMBERT-ROME			
1	52.911	+4.148	16:53:56.932
2	49.821	+1.058	16:54:46.753
3	49.181	+0.418	16:55:35.934
4	49.355	+0.592	16:56:25.289
5	48.890	+0.127	16:57:14.179
6	48.763		16:58:02.942
7	48.988	+0.225	16:58:51.930
8	48.796	+0.033	16:59:40.726
9	48.938	+0.175	17:00:29.664
10	49.000	+0.237	17:01:18.664
11	49.681	+0.918	17:02:08.345

Tour	Tps/tour	Diff.	Temps du jour
(401) HUGO PARISATO			
1	52.964	+4.214	16:53:56.939
2	51.042	+2.292	16:54:47.981
3	49.111	+0.361	16:55:37.092
4	49.210	+0.460	16:56:26.302
5	48.779	+0.029	16:57:15.081
6	48.750		16:58:03.831
7	48.991	+0.241	16:58:52.822
8	48.851	+0.101	16:59:41.673
9	48.781	+0.031	17:00:30.454
10	48.856	+0.106	17:01:19.310
11	49.154	+0.404	17:02:08.464

Tour	Tps/tour	Diff.	Temps du jour
(455) ARTHUR JONNETTE			
1	52.973	+4.094	16:53:57.288
2	50.807	+1.928	16:54:48.095
3	49.406	+0.527	16:55:37.501
4	49.189	+0.310	16:56:26.690
5	48.906	+0.027	16:57:15.596
6	49.041	+0.162	16:58:04.637
7	49.032	+0.153	16:58:53.669
8	48.990	+0.111	16:59:42.659
9	48.879		17:00:31.538
10	49.051	+0.172	17:01:20.589
11	50.248	+1.369	17:02:10.837

Tour	Tps/tour	Diff.	Temps du jour
(479) HUGO SEEMANN			
1	53.060	+4.165	16:53:57.236
2	50.483	+1.588	16:54:47.719
3	49.267	+0.372	16:55:36.986
4	49.492	+0.597	16:56:26.478
5	49.369	+0.474	16:57:15.847
6	48.895		16:58:04.742
7	49.021	+0.126	16:58:53.763
8	49.008	+0.113	16:59:42.771
9	48.970	+0.075	17:00:31.741
10	48.923	+0.028	17:01:20.664
11	50.229	+1.334	17:02:10.893

Tour	Tps/tour	Diff.	Temps du jour
(425) TONY CASTANIER			

Tour	Tps/tour	Diff.	Temps du jour
1	53.445	+4.313	16:53:57.884
2	51.249	+2.117	16:54:49.133
3	49.945	+0.813	16:55:39.078
4	49.443	+0.311	16:56:28.521
5	49.366	+0.234	16:57:17.887
6	49.271	+0.139	16:58:07.158
7	49.298	+0.166	16:58:56.456
8	49.299	+0.167	16:59:45.755
9	49.132		17:00:34.887
10	49.395	+0.263	17:01:24.282
11	50.117	+0.985	17:02:14.399

Tour	Tps/tour	Diff.	Temps du jour
(460) FABIO ANGOTTA			
1	55.604	+6.764	16:53:59.418
2	50.623	+1.783	16:54:50.041
3	51.447	+2.607	16:55:41.488
4	49.277	+0.437	16:56:30.765
5	49.232	+0.392	16:57:19.997
6	48.966	+0.126	16:58:08.963
7	48.993	+0.153	16:58:57.956
8	48.840		16:59:46.796
9	48.859	+0.019	17:00:35.655
10	48.926	+0.086	17:01:24.581
11	49.876	+1.036	17:02:14.457

Tour	Tps/tour	Diff.	Temps du jour
(481) PHILIPPE MASSARD			
1	53.883	+4.593	16:53:58.327
2	51.531	+2.241	16:54:49.858
3	50.739	+1.449	16:55:40.597
4	49.833	+0.543	16:56:30.430
5	49.547	+0.257	16:57:19.977
6	49.349	+0.059	16:58:09.326
7	49.290		16:58:58.616
8	49.432	+0.142	16:59:48.048
9	49.319	+0.029	17:00:37.367
10	49.815	+0.525	17:01:27.182
11	49.958	+0.668	17:02:17.140

Tour	Tps/tour	Diff.	Temps du jour
(434) HUGO CHAZELLE			
1	53.450	+4.236	16:53:58.645
2	51.200	+1.986	16:54:49.845
3	51.798	+2.584	16:55:41.643
4	49.527	+0.313	16:56:31.170
5	49.214		16:57:20.384
6	49.457	+0.243	16:58:09.841
7	49.727	+0.513	16:58:59.568
8	49.761	+0.547	16:59:49.329
9	49.604	+0.390	17:00:38.933
10	49.704	+0.490	17:01:28.637
11	50.467	+1.253	17:02:19.104

Tour	Tps/tour	Diff.	Temps du jour
(485) CHARLENE BOUCHE			
1	53.212	+4.049	16:53:58.178
2	51.087	+1.924	16:54:49.265
3	52.421	+3.258	16:55:41.686
4	49.847	+0.684	16:56:31.533
5	49.163		16:57:20.696
6	49.954	+0.791	16:58:10.650
7	49.371	+0.208	16:59:00.021
8	49.394	+0.231	16:59:49.415
9	49.693	+0.530	17:00:39.108
10	49.690	+0.527	17:01:28.798
11	50.622	+1.459	17:02:19.420

Tour	Tps/tour	Diff.	Temps du jour
(407) MATHIS THIERY			
1	54.587	+5.194	16:53:59.600

SOUS RESERVE DE CONTROLE TECHNIQUE ET/OU FAITS SPORTIFS

Orbits

Directeur de course : I FAISCA/Président du collège : A POTHEE

Organisateur : ASK Mirecourt/Chrono : M COSTANZO

LIVETIMING RESULTATS SPEEDHIVE APP (FREE APP)

Imprimé : 13/04/2026 20:14:57



www.mylaps.com
Licence pour: CIAO s.a.r.l

CHPT LKGE+BFC - Q2 SEPTFONTAINES

NATIONALE

CIRCUIT DE L'ENCLOS 1,200 km

MANCHE 1

11/04/2026 16:40

Course (8:00 et 1 Tours) Démarré à 16:53:02

Tour	Tps/tour	Diff.	Temps du jour
2	50.993	+1.600	16:54:50.593
3	51.403	+2.010	16:55:41.996
4	50.360	+0.967	16:56:32.356
5	49.597	+0.204	16:57:21.953
6	49.600	+0.207	16:58:11.553
7	49.520	+0.127	16:59:01.073
8	49.716	+0.323	16:59:50.789
9	49.393		17:00:40.182
10	49.620	+0.227	17:01:29.802
11	50.174	+0.781	17:02:19.976

(451) LORENZO SAMBUR

1	53.415	+4.510	16:53:58.793
2	51.134	+2.229	16:54:49.927
3	51.928	+3.023	16:55:41.855
4	49.732	+0.827	16:56:31.587
5	49.184	+0.279	16:57:20.771
6	49.339	+0.434	16:58:10.110
7	49.496	+0.591	16:58:59.606
8	49.065	+0.160	16:59:48.671
9	48.905		17:00:37.576
10	49.638	+0.733	17:01:27.214
11	49.817	+0.912	17:02:17.031

(465) MATTHEW O'DWYER

1	57.727	+8.021	16:54:02.956
2	50.880	+1.174	16:54:53.836
3	50.048	+0.342	16:55:43.884
4	50.554	+0.848	16:56:34.438
5	50.292	+0.586	16:57:24.730
6	50.712	+1.006	16:58:15.442
7	49.706		16:59:05.148
8	49.739	+0.033	16:59:54.887
9	49.730	+0.024	17:00:44.617
10	49.903	+0.197	17:01:34.520
11	50.809	+1.103	17:02:25.329

(426) MAEL GIRARDET

1	1:14.047	+25.562	16:54:17.894
2	49.439	+0.954	16:55:07.333
3	49.347	+0.862	16:55:56.680
4	48.944	+0.459	16:56:45.624
5	48.931	+0.446	16:57:34.555
6	48.737	+0.252	16:58:23.292
7	48.620	+0.135	16:59:11.912
8	48.485		17:00:00.397
9	48.859	+0.374	17:00:49.256
10	49.062	+0.577	17:01:38.318
11	52.073	+3.588	17:02:30.391

(461) ALEXIS GRANDCLAUDE

1	54.113	+3.704	16:53:59.914
2	51.067	+0.658	16:54:50.981
3	51.424	+1.015	16:55:42.405
4	50.844	+0.435	16:56:33.249
5	50.432	+0.023	16:57:23.681
6	50.741	+0.332	16:58:14.422
7	51.130	+0.721	16:59:05.552
8	50.481	+0.072	16:59:56.033
9	50.409		17:00:46.442
10	51.389	+0.980	17:01:37.831
11	52.807	+2.398	17:02:30.638

(414) NOE SAGOT

1	54.955	+4.918	16:54:00.745
2	51.583	+1.546	16:54:52.328

Tour	Tps/tour	Diff.	Temps du jour
3	50.938	+0.901	16:55:43.266
4	50.867	+0.830	16:56:34.133
5	50.904	+0.867	16:57:25.037
6	50.564	+0.527	16:58:15.601
7	50.037		16:59:05.638
8	50.619	+0.582	16:59:56.257
9	50.240	+0.203	17:00:46.497
10	51.469	+1.432	17:01:37.966
11	52.975	+2.938	17:02:30.941

(494) OSCAR DAVIES

1	55.454	+4.983	16:54:01.735
2	52.509	+2.038	16:54:54.244
3	50.768	+0.297	16:55:45.012
4	50.760	+0.289	16:56:35.772
5	50.514	+0.043	16:57:26.286
6	50.647	+0.176	16:58:16.933
7	50.587	+0.116	16:59:07.520
8	50.494	+0.023	16:59:58.014
9	50.471		17:00:48.485
10	50.586	+0.115	17:01:39.071
11	53.143	+2.672	17:02:32.214

(433) ELIAS EGGERT

1	1:18.822	+29.911	16:54:22.757
2	49.628	+0.717	16:55:12.385
3	49.514	+0.603	16:56:01.899
4	49.372	+0.461	16:56:51.271
5	49.055	+0.144	16:57:40.326
6	48.924	+0.013	16:58:29.250
7	48.911		16:59:18.161
8	49.034	+0.123	17:00:07.195
9	49.057	+0.146	17:00:56.252
10	49.266	+0.355	17:01:45.518
11	51.019	+2.108	17:02:36.537

(419) HUGO PETITJEAN

1	55.178	+5.028	16:54:00.976
2	51.969	+1.819	16:54:52.945
3	50.646	+0.496	16:55:43.591
4	50.793	+0.643	16:56:34.384
5	51.046	+0.896	16:57:25.430
6	50.486	+0.336	16:58:15.916
7	50.397	+0.247	16:59:06.313
8	50.634	+0.484	16:59:56.947
9	50.150		17:00:47.097
10	51.048	+0.898	17:01:38.145
11	58.778	+8.628	17:02:36.923

(499) ALEX MATHIEU

1	54.664	+4.123	16:54:00.601
2	51.422	+0.881	16:54:52.023
3	51.144	+0.603	16:55:43.167
4	50.647	+0.106	16:56:33.814
5	50.621	+0.080	16:57:24.435
6	51.272	+0.731	16:58:15.707
7	50.541		16:59:06.248
8	50.708	+0.167	16:59:56.956
9	50.769	+0.228	17:00:47.725
10	50.623	+0.082	17:01:38.348
11	55.293	+4.752	17:02:33.641

(450) ENZO LAVOINE

1	53.516	+2.200	16:53:57.752
2	51.316		16:54:49.068

SOUS RESERVE DE CONTROLE TECHNIQUE ET/OU FAITS SPORTIFS

Orbits

Directeur de course : I FAISCA/Président du collège : A POTHEE

Organisateur : ASK Mirecourt/Chrono : M COSTANZO

LIVETIMING RESULTATS SPEEDHIVE APP (FREE APP)

Imprimé : 13/04/2026 20:14:57



www.mylaps.com
Licence pour: CIAO s.a.r.l

Page 2/2

CHPT LKGE+BFC - Q2 SEPTFONTAINES

Tableau de tour


NATIONALE

CIRCUIT DE L'ENCLOS 1,200 km

MANCHE 1

11/04/2026 16:40

Course (8:00 et 1 Tours) Démarré à 16:53:02



Pilotes	Tours	Tours											
		0	1	2	3	4	5	6	7	8	9	10	11
LUCAS DOILLON (468)	1	468	468	468	468	468	468	468	468	468	468	468	468
YANN GROSSE (456)	2	456	418	456	456	456	456	456	456	456	456	456	456
MAXENCE LEFEBVRE (418)	3	418	456	418	418	418	418	418	418	418	418	418	418
MAXIME LEROI (466)	4	466	466	466	417	466	466	466	466	466	466	466	466
VALENTIN LEFEBVRE (422)	5	422	417	417	466	417	417	417	417	417	417	417	417
FABIO ANGOTTA (460)	6	460	480	480	480	422	422	422	422	422	422	422	422
MAEL GIRARDET (426)	7	426	401	422	422	480	480	480	480	480	480	480	480
AURELIEN DUCROT (417)	8	417	422	479	479	401	401	401	401	401	401	401	401
ELIAS EGGERT (433)	9	433	479	401	401	479	455	455	455	455	455	455	455
HUGO PARISATO (401)	10	401	455	455	455	455	479	479	479	479	479	479	479
ELIOTT LAMBERT-ROME (480)	11	480	450	450	425	425	425	425	425	425	425	425	425
HUGO SEEMANN (479)	12	479	425	425	481	481	481	460	460	460	460	460	460
ENZO LAVOINE (450)	13	450	485	485	460	460	460	481	481	481	481	481	451
ARTHUR JONNETTE (455)	14	455	481	434	434	434	434	434	451	451	451	451	481
TONY CASTANIER (425)	15	425	434	481	485	485	485	451	451	434	434	434	434
PHILIPPE MASSARD (481)	16	481	451	451	451	451	485	485	485	485	485	485	485
CHARLENE BOUCHE (485)	17	485	460	460	407	407	407	407	407	407	407	407	407
MATHIS THIERY (407)	18	407	407	407	461	461	461	465	465	465	465	465	465
HUGO CHAZELLE (434)	19	434	461	461	499	499	499	465	461	461	461	461	426
MATTHEW O'DWYER (465)	20	465	499	499	414	414	465	414	414	414	414	414	461
LORENZO SAMBUR (451)	21	451	414	414	419	419	414	499	499	419	419	419	414
NOE SAGOT (414)	22	414	419	419	465	465	419	419	419	499	499	426	494
HUGO PETITJEAN (419)	23	419	494	465	494	494	494	494	494	494	494	499	499
ALEXIS GRANDCLAUDE (461)	24	461	465	494	426	426	426	426	426	426	426	494	433
ALEX MATHIEU (499)	25	499	426	426	433	433	433	433	433	433	433	433	419
OSCAR DAVIES (494)	26	494	433	433									
-	27												



CHPT LKGE+BFC - Q2 SEPTFONTAINES

Trié par tour

NATIONALE

CIRCUIT DE L'ENCLOS 1,200 km

MANCHE 2

12/04/2026 09:00

Course (8:00 et 1 Tours) Démarré à 9:15:03

Pos.	N°	Nom complet	Tours	Diff.	Meilleur tps	Dans tour	Correction du te	Catégorie	Club
1	468	LUCAS DOILLON	10		59.327	6		NATIONALE	ASK MULHOUSE 0372
2	456	YANN GROSSE	10	1.620	59.541	8		NATIONALE	ASK MIRECOURT 0354
3	418	MAXENCE LEFEBVRE	10	10.549	1:00.294	7		NATIONALE	AUTOSPORT SCHWEIZ
4	460	FABIO ANGOTTA	10	13.302	1:00.487	7		NATIONALE	ASK CLUB BOUZONVILLE 0358
5	480	ELIOTT LAMBERT-ROME	10	14.099	59.870	8		NATIONALE	ASK HAGUENAU 0364
6	422	VALENTIN LEFEBVRE	10	20.061	1:00.508	9		NATIONALE	AUTOSPORT SCHWEIZ
7	417	AURELIEN DUCROT	10	21.604	1:00.019	10	5.000	NATIONALE	ASK DE L'ENCLOS 0465
8	455	ARTHUR JONNETTE	10	21.615	1:00.094	8		NATIONALE	ASK HAGUENAU 0364
9	479	HUGO SEEMANN	10	24.606	1:01.012	9		NATIONALE	ASK WITTENHEIM 0376
10	426	MAEL GIRARDET	10	28.269	1:01.263	9		NATIONALE	ASK DE L'ENCLOS 0465
11	466	MAXIME LEROI	10	28.708	1:00.927	9	5.000	NATIONALE	ASK CHARMES 0352
12	401	HUGO PARISATO	10	28.941	1:01.093	8		NATIONALE	ASK DE L'ENCLOS 0465
13	433	ELIAS EGGERT	10	31.539	1:01.233	8		NATIONALE	AUTOSPORT SCHWEIZ
14	451	LORENZO SAMBUR	10	37.567	1:01.269	9	5.000	NATIONALE	ASK CLUB BOUZONVILLE 0358
15	425	TONY CASTANIER	10	38.318	1:01.839	9	5.000	NATIONALE	ASK ASCAP PAYS DE MONTBELLARD 04
16	471	QUENTIN REYNAUD	10	54.793	1:03.921	8		NATIONALE	ASK HAGUENAU 0364
17	485	CHARLENE BOUCHE	10	55.447	1:00.789	10		NATIONALE	ASK HAGUENAU 0364
18	465	MATTHEW O'DWYER	10	:04.251	1:03.374	9		NATIONALE	ACL LUXEMBOURG
19	434	HUGO CHAZELLE	10	:04.387	1:04.099	10	5.000	NATIONALE	ASK DE L'ENCLOS 0465
20	407	MATHIS THIERY	9	1 Tour	1:03.035	7		NATIONALE	ASK BESANCON 0462
21	461	ALEXIS GRANDCLAUDE	9	1 Tour	1:04.302	9	5.000	NATIONALE	ASK MIRECOURT 0354
22	499	ALEX MATHIEU	9	1 Tour	1:07.457	9		NATIONALE	ASK MIRECOURT 0354
23	419	HUGO PETITJEAN	5	5 Tours	1:05.210	4		NATIONALE	ASK DE L'ENCLOS 0465
24	414	NOE SAGOT	4	6 Tours	1:09.715	4		NATIONALE	ASK LE CREUSOT 0480
25	481	PHILIPPE MASSARD	3	7 Tours	1:05.818	3		NATIONALE	ACL LUXEMBOURG
26	450	ENZO LAVOINE	1	9 Tours	1:07.092	1		NATIONALE	ASK MIRECOURT 0354
Non classé									
NPD	494	OSCAR DAVIES		NPD		0		NATIONALE	ACL LUXEMBOURG

Annonces
N°461/417/466/451/425/434 : 5S DE PENALITE POUR CARENAGE EN MAUVAISE POSITION

Marge de victoire	Vit. moy.	Meilleur tps/tour	Meilleure vit.	Meilleur tour
1.620	71,740	59.327	72,817	468 - LUCAS DOILLON

SOUS RESERVE DE CONTROLE TECHNIQUE ET/OU FAITS SPORTIFS Orbits

Directeur de course : I FAISCA/Président du collège : A POTHEE
Organisateur : ASK Mirecourt/Chrono : M COSTANZO
LIVETIMING RESULTATS SPEEDHIVE APP (FREE APP)



www.mylaps.com
Licence pour: CIAO s.a.r.l

CHPT LKGE+BFC - Q2 SEPTFONTAINES

NATIONALE

CIRCUIT DE L'ENCLOS 1,200 km

MANCHE 2

12/04/2026 09:00

Course (8:00 et 1 Tours) Démarré à 9:15:03

Tour	Tps/tour	Diff.	Temps du jour
(468) LUCAS DOILLON			
1	1:02.204	+2.877	9:16:06.985
2	59.962	+0.635	9:17:06.947
3	1:00.323	+0.996	9:18:07.270
4	59.811	+0.484	9:19:07.081
5	59.979	+0.652	9:20:07.060
6	59.327		9:21:06.387
7	1:00.018	+0.691	9:22:06.405
8	59.609	+0.282	9:23:06.014
9	59.638	+0.311	9:24:05.652
10	59.831	+0.504	9:25:05.483

Tour	Tps/tour	Diff.	Temps du jour
(456) YANN GROSSE			
1	1:02.795	+3.254	9:16:07.640
2	1:00.135	+0.594	9:17:07.775
3	1:00.056	+0.515	9:18:07.831
4	59.921	+0.380	9:19:07.752
5	59.944	+0.403	9:20:07.696
6	59.904	+0.363	9:21:07.600
7	1:00.235	+0.694	9:22:07.835
8	59.541		9:23:07.376
9	59.614	+0.073	9:24:06.990
10	1:00.113	+0.572	9:25:07.103

Tour	Tps/tour	Diff.	Temps du jour
(418) MAXENCE LEFEBVRE			
1	1:03.422	+3.128	9:16:08.289
2	1:01.415	+1.121	9:17:09.704
3	1:01.587	+1.293	9:18:11.291
4	1:00.570	+0.276	9:19:11.861
5	1:00.957	+0.663	9:20:12.818
6	1:00.400	+0.106	9:21:13.218
7	1:00.294		9:22:13.512
8	1:01.509	+1.215	9:23:15.021
9	1:00.649	+0.355	9:24:15.670
10	1:00.362	+0.068	9:25:16.032

Tour	Tps/tour	Diff.	Temps du jour
(460) FABIO ANGOTTA			
1	1:04.125	+3.638	9:16:09.185
2	1:01.645	+1.158	9:17:10.830
3	1:01.618	+1.131	9:18:12.448
4	1:01.221	+0.734	9:19:13.669
5	1:01.156	+0.669	9:20:14.825
6	1:00.826	+0.339	9:21:15.651
7	1:00.487		9:22:16.138
8	1:01.292	+0.805	9:23:17.430
9	1:00.700	+0.213	9:24:18.130
10	1:00.655	+0.168	9:25:18.785

Tour	Tps/tour	Diff.	Temps du jour
(480) ELIOTT LAMBERT-ROME			
1	1:05.751	+5.881	9:16:11.660
2	1:02.680	+2.810	9:17:14.340
3	1:01.806	+1.936	9:18:16.146
4	1:01.551	+1.681	9:19:17.697
5	1:00.886	+1.016	9:20:18.583
6	1:00.539	+0.669	9:21:19.122
7	1:00.235	+0.365	9:22:19.357
8	59.870		9:23:19.227
9	1:00.249	+0.379	9:24:19.476
10	1:00.106	+0.236	9:25:19.582

Tour	Tps/tour	Diff.	Temps du jour
(422) VALENTIN LEFEBVRE			
1	1:05.532	+5.024	9:16:10.608
2	1:02.619	+2.111	9:17:13.227
3	1:02.466	+1.958	9:18:15.693
4	1:02.909	+2.401	9:19:18.602

Tour	Tps/tour	Diff.	Temps du jour
5	1:01.902	+1.394	9:20:20.504
6	1:01.418	+0.910	9:21:21.922
7	1:01.296	+0.788	9:22:23.218
8	1:01.129	+0.621	9:23:24.347
9	1:00.508		9:24:24.855
10	1:00.689	+0.181	9:25:25.544

Tour	Tps/tour	Diff.	Temps du jour
(417) AURELIEN DUCROT			
1	1:05.639	+5.620	9:16:10.804
2	1:03.094	+3.075	9:17:13.898
3	1:02.029	+2.010	9:18:15.927
4	1:02.024	+2.005	9:19:17.951
5	1:01.248	+1.229	9:20:19.199
6	1:00.455	+0.436	9:21:19.654
7	1:00.698	+0.679	9:22:20.352
8	1:01.134	+1.115	9:23:21.486
9	1:00.582	+0.563	9:24:22.068
10	1:00.019		9:25:22.087

Tour	Tps/tour	Diff.	Temps du jour
(455) ARTHUR JONNETTE			
1	1:06.134	+6.040	9:16:12.178
2	1:06.075	+5.981	9:17:18.253
3	1:02.387	+2.293	9:18:20.640
4	1:00.950	+0.856	9:19:21.590
5	1:01.995	+1.901	9:20:23.585
6	1:01.166	+1.072	9:21:24.751
7	1:01.170	+1.076	9:22:25.921
8	1:00.094		9:23:26.015
9	1:00.317	+0.223	9:24:26.332
10	1:00.766	+0.672	9:25:27.098

Tour	Tps/tour	Diff.	Temps du jour
(479) HUGO SEEMANN			
1	1:07.106	+6.094	9:16:12.867
2	1:03.582	+2.570	9:17:16.449
3	1:02.595	+1.583	9:18:19.044
4	1:01.947	+0.935	9:19:20.991
5	1:02.222	+1.210	9:20:23.213
6	1:02.083	+1.071	9:21:25.296
7	1:01.207	+0.195	9:22:26.503
8	1:01.157	+0.145	9:23:27.660
9	1:01.012		9:24:28.672
10	1:01.417	+0.405	9:25:30.089

Tour	Tps/tour	Diff.	Temps du jour
(426) MAEL GIRARDET			
1	1:08.278	+7.015	9:16:14.012
2	1:04.744	+3.481	9:17:18.756
3	1:03.026	+1.763	9:18:21.782
4	1:02.824	+1.561	9:19:24.606
5	1:02.191	+0.928	9:20:26.797
6	1:01.318	+0.055	9:21:28.115
7	1:01.485	+0.222	9:22:29.600
8	1:01.302	+0.039	9:23:30.902
9	1:01.263		9:24:32.165
10	1:01.587	+0.324	9:25:33.752

Tour	Tps/tour	Diff.	Temps du jour
(466) MAXIME LEROI			
1	1:05.560	+4.633	9:16:10.502
2	1:03.718	+2.791	9:17:14.220
3	1:03.900	+2.973	9:18:18.120
4	1:02.276	+1.349	9:19:20.396
5	1:02.266	+1.339	9:20:22.662
6	1:01.919	+0.992	9:21:24.581
7	1:01.550	+0.623	9:22:26.131
8	1:01.122	+0.195	9:23:27.253
9	1:00.927		9:24:28.180
10	1:01.011	+0.084	9:25:29.191

Tour	Tps/tour	Diff.	Temps du jour
(401) HUGO PARISATO			
1	1:06.578	+5.485	9:16:12.104
2	1:04.267	+3.174	9:17:16.371
3	1:04.803	+3.710	9:18:21.174
4	1:02.982	+1.889	9:19:24.156
5	1:01.813	+0.720	9:20:25.969
6	1:01.648	+0.555	9:21:27.617
7	1:01.738	+0.645	9:22:29.355
8	1:01.093		9:23:30.448
9	1:01.386	+0.293	9:24:31.834
10	1:02.590	+1.497	9:25:34.424

Tour	Tps/tour	Diff.	Temps du jour
(433) ELIAS EGGERT			
1	1:07.318	+6.085	9:16:13.145
2	1:03.765	+2.532	9:17:16.910
3	1:02.654	+1.421	9:18:19.564
4	1:01.702	+0.469	9:19:21.266
5	1:02.467	+1.234	9:20:23.733
6	1:01.877	+0.644	9:21:25.610
7	1:01.301	+0.068	9:22:26.911
8	1:01.233		9:23:28.144
9	1:01.751	+0.518	9:24:29.895
10	1:07.127	+5.894	9:25:37.022

Tour	Tps/tour	Diff.	Temps du jour
(451) LORENZO SAMBUR			
1	1:08.088	+6.819	9:16:15.634
2	1:04.580	+3.311	9:17:20.214
3	1:03.182	+1.913	9:18:23.396
4	1:02.443	+1.174	9:19:25.839
5	1:02.412	+1.143	9:20:28.251
6	1:02.910	+1.641	9:21:31.161
7	1:02.159	+0.890	9:22:33.320
8	1:01.861	+0.592	9:23:35.181
9	1:01.269		9:24:36.450
10	1:01.600	+0.331	9:25:38.050

Tour	Tps/tour	Diff.	Temps du jour
(425) TONY CASTANIER			
1	1:08.357	+6.518	9:16:14.428
2	1:05.343	+3.504	9:17:19.771
3	1:03.024	+1.185	9:18:22.795
4	1:02.809	+0.970	9:19:25.604
5	1:02.157	+0.318	9:20:27.761
6	1:03.035	+1.196	9:21:30.796
7	1:01.930	+0.091	9:22:32.726
8	1:02.266	+0.427	9:23:34.992
9	1:01.839		9:24:36.831
10	1:01.970	+0.131	9:25:38.801

Tour	Tps/tour	Diff.	Temps du jour
(471) QUENTIN REYNAUD			
1	1:09.309	+5.388	9:16:16.817
2	1:06.209	+2.288	9:17:23.026
3	1:05.821	+1.900	9:18:28.847
4	1:04.926	+1.005	9:19:33.773
5	1:04.083	+0.162	9:20:37.856
6	1:04.836	+0.915	9:21:42.692
7	1:04.673	+0.752	9:22:47.365
8	1:03.921		9:23:51.286
9	1:03.928	+0.007	9:24:55.214
10	1:05.062	+1.141	9:26:00.276

Tour	Tps/tour	Diff.	Temps du jour
(485) CHARLENE BOUCHE			
1	1:09.619	+8.830	9:16:16.485
2	1:07.171	+6.382	9:17:23.656
3	1:20.477	+19.688	9:18:44.133
4	1:03.176	+2.387	9:19:47.309

SOUS RESERVE DE CONTROLE TECHNIQUE ET/OU FAITS SPORTIFS

Orbits

Directeur de course : I FAISCA/Président du collège : A POTHEE

Organisateur : ASK Mirecourt/Chrono : M COSTANZO

LIVETIMING RESULTATS SPEEDHIVE APP (FREE APP)

Imprimé : 13/04/2026 20:15:20



www.mylaps.com

Licence pour: CIAO s.a.r.l

CHPT LKGE+BFC - Q2 SEPTFONTAINES

NATIONALE

CIRCUIT DE L'ENCLOS 1,200 km

MANCHE 2

12/04/2026 09:00

Course (8:00 et 1 Tours) Démarré à 9:15:03

Tour	Tps/tour	Diff.	Temps du jour
5	1:02.069	+1.280	9:20:49.378
6	1:01.855	+1.066	9:21:51.233
7	1:03.906	+3.117	9:22:55.139
8	1:02.515	+1.726	9:23:57.654
9	1:02.487	+1.698	9:25:00.141
10	1:00.789		9:26:00.930

(465) MATTHEW O'DWYER

1	1:09.183	+5.809	9:16:16.569
2	1:06.151	+2.777	9:17:22.720
3	1:05.941	+2.567	9:18:28.661
4	1:05.376	+2.002	9:19:34.037
5	1:05.509	+2.135	9:20:39.546
6	1:10.379	+7.005	9:21:49.925
7	1:05.474	+2.100	9:22:55.399
8	1:04.637	+1.263	9:24:00.036
9	1:03.374		9:25:03.410
10	1:06.324	+2.950	9:26:09.734

(434) HUGO CHAZELLE

1	1:13.091	+8.992	9:16:20.428
2	1:05.910	+1.811	9:17:26.338
3	1:05.506	+1.407	9:18:31.844
4	1:04.769	+0.670	9:19:36.613
5	1:04.763	+0.664	9:20:41.376
6	1:05.743	+1.644	9:21:47.119
7	1:04.641	+0.542	9:22:51.760
8	1:04.535	+0.436	9:23:56.295
9	1:04.476	+0.377	9:25:00.771
10	1:04.099		9:26:04.870

(407) MATHIS THIERY

1	1:06.805	+3.770	9:16:13.318
2	1:13.971	+10.936	9:17:27.289
3	1:05.865	+2.830	9:18:33.154
4	1:04.533	+1.498	9:19:37.687
5	1:05.108	+2.073	9:20:42.795
6	1:10.834	+7.799	9:21:53.629
7	1:03.035		9:22:56.664
8	1:10.180	+7.145	9:24:06.844
9	1:04.207	+1.172	9:25:11.051

(461) ALEXIS GRANDCLAUDE

1	1:09.051	+4.749	9:16:17.402
2	1:06.443	+2.141	9:17:23.845
3	1:08.905	+4.603	9:18:32.750
4	1:04.578	+0.276	9:19:37.328
5	1:05.248	+0.946	9:20:42.576
6	1:05.308	+1.006	9:21:47.884
7	1:04.920	+0.618	9:22:52.804
8	1:09.695	+5.393	9:24:02.499
9	1:04.302		9:25:06.801

(499) ALEX MATHIEU

1	1:10.753	+3.296	9:16:19.398
2	1:14.919	+7.462	9:17:34.317
3	1:10.256	+2.799	9:18:44.573
4	1:09.407	+1.950	9:19:53.980
5	1:08.947	+1.490	9:21:02.927
6	1:07.757	+0.300	9:22:10.684
7	1:07.488	+0.031	9:23:18.172
8	1:07.901	+0.444	9:24:26.073
9	1:07.457		9:25:33.530

(419) HUGO PETITJEAN

1	1:09.177	+3.967	9:16:17.571
---	----------	--------	-------------

Tour	Tps/tour	Diff.	Temps du jour
2	1:06.931	+1.721	9:17:24.502
3	1:05.654	+0.444	9:18:30.156
4	1:05.210		9:19:35.366
5	1:05.901	+0.691	9:20:41.267

(414) NOE SAGOT

1	1:12.970	+3.255	9:16:21.743
2	1:10.836	+1.121	9:17:32.579
3	1:10.831	+1.116	9:18:43.410
4	1:09.715		9:19:53.125

(481) PHILIPPE MASSARD

1	1:09.622	+3.804	9:16:16.110
2	1:06.508	+0.690	9:17:22.618
3	1:05.818		9:18:28.436

(450) ENZO LAVOINE

1	1:07.092		9:16:12.800
---	-----------------	--	-------------

SOUS RESERVE DE CONTROLE TECHNIQUE ET/OU FAITS SPORTIFS

Orbits

Directeur de course : I FAISCA/Président du collège : A POTHEE

Organisateur : ASK Mirecourt/Chrono : M COSTANZO

LIVETIMING RESULTATS SPEEDHIVE APP (FREE APP)

Imprimé : 13/04/2026 20:15:20



www.mylaps.com
Licence pour: CIAO s.a.r.l

Page 2/2



CHPT LKGE+BFC - Q2 SEPTFONTAINES

Tableau de tour


NATIONALE

CIRCUIT DE L'ENCLOS 1,200 km

MANCHE 2

12/04/2026 09:00

Course (8:00 et 1 Tours) Démarré à 9:15:03



Pilotes		Tours												
		0	1	2	3	4	5	6	7	8	9	10		
LUCAS DOILLON (468)	1	468	468	468	468	468	468	468	468	468	468	468	468	468
YANN GROSSE (456)	2	456	456	456	456	456	456	456	456	456	456	456	456	456
MAXENCE LEFEBVRE (418)	3	418	418	418	418	418	418	418	418	418	418	418	418	418
MAXIME LEROI (466)	4	466	460	460	460	460	460	460	460	460	460	460	460	460
FABIO ANGOTTA (460)	5	460	466	422	422	480	480	480	480	480	480	480	480	480
VALENTIN LEFEBVRE (422)	6	422	422	417	417	417	417	417	417	417	417	417	417	417
AURELIEN DUCROT (417)	7	417	417	466	480	422	422	422	422	422	422	422	422	422
HUGO PARISATO (401)	8	401	480	480	466	466	466	466	455	455	455	455	455	455
ENZO LAVOINE (450)	9	450	401	401	479	479	479	455	466	466	466	466	466	466
MAEL GIRARDET (426)	10	426	455	479	433	433	455	479	479	479	479	479	479	479
HUGO SEEMANN (479)	11	479	450	433	455	455	433	433	433	433	433	433	433	426
ELIAS EGGERT (433)	12	433	479	455	401	401	401	401	401	401	401	401	401	401
ELIOTT LAMBERT-ROME (480)	13	480	433	426	426	426	426	426	426	426	426	426	426	433
ARTHUR JONNETTE (455)	14	455	407	425	425	425	425	425	425	425	451	451	451	451
TONY CASTANIER (425)	15	425	426	451	451	451	451	451	451	451	425	425	425	425
PHILIPPE MASSARD (481)	16	481	425	481	481	471	471	471	471	471	471	471	471	471
MATHIS THIERY (407)	17	407	451	465	465	465	465	434	434	434	485	485	485	485
CHARLENE BOUCHE (485)	18	485	481	471	471	419	419	461	461	485	434	434	434	434
HUGO CHAZELLE (434)	19	434	485	485	419	434	434	465	485	465	465	465	465	465
MATTHEW O'DWYER (465)	20	465	465	461	434	461	461	485	465	461	461	461	461	461
QUENTIN REYNAUD (471)	21	471	471	419	461	407	407	407	407	407	407	407	407	407
LORENZO SAMBUR (451)	22	451	461	434	407	485	485	499	499	499	499	499	499	499
ALEXIS GRANDCLAUDE (461)	23	461	419	407	414	414	499							
HUGO PETITJEAN (419)	24	419	499	414	485	499								
ALEX MATHIEU (499)	25	499	434	499	499									
NOE SAGOT (414)	26	414	414											
-	27													



CHPT LKGE+BFC - Q2 SEPTFONTAINES

NATIONALE

CIRCUIT DE L'ENCLOS 1,200 km

CUMUL M1 + M2

Pos.	N°	Nom complet	M1	M2	Total points	Catégorie	Club
1	468	LUCAS DOILLON	50	50	100	NATIONALE	ASK MULHOUSE 0372
2	456	YANN GROSSE	44	44	88	NATIONALE	ASK MIRECOURT 0354
3	418	MAXENCE LEFEBVRE	41	41	82	NATIONALE	AUTOSPORT SCHWEIZ
4	422	VALENTIN LEFEBVRE	34	34	68	NATIONALE	AUTOSPORT SCHWEIZ
5	417	AURELIEN DUCROT	36	32	68	NATIONALE	ASK DE L'ENCLOS 0465
6	480	ELLIOTT LAMBERT-ROME	32	36	68	NATIONALE	ASK HAGUENAU 0364
7	466	MAXIME LEROI	38	26	64	NATIONALE	ASK CHARMES 0352
8	460	FABIO ANGOTTA	25	38	63	NATIONALE	ASK CLUB BOUZONVILLE 0358
9	455	ARTHUR JONNETTE	28	30	58	NATIONALE	ASK HAGUENAU 0364
10	401	HUGO PARISATO	30	25	55	NATIONALE	ASK DE L'ENCLOS 0465
11	479	HUGO SEEMANN	27	28	55	NATIONALE	ASK WITTENHEIM 0376
12	425	TONY CASTANIER	26	22	48	NATIONALE	ASK ASCAP PAYS DE MONTBELLARD 0453
13	426	MAEL GIRARDET	18	27	45	NATIONALE	ASK DE L'ENCLOS 0465
14	451	LORENZO SAMBUR	20	23	43	NATIONALE	ASK CLUB BOUZONVILLE 0358
15	485	CHARLENE BOUCHE	22	20	42	NATIONALE	ASK HAGUENAU 0364
16	434	HUGO CHAZELLE	23	18	41	NATIONALE	ASK DE L'ENCLOS 0465
17	433	ELIAS EGGERT	14	24	38	NATIONALE	AUTOSPORT SCHWEIZ
18	407	MATHIS THIERY	21	17	38	NATIONALE	ASK BESANCON 0462
19	465	MATTHEW O'DWYER	19	19	38	NATIONALE	ACL LUXEMBOURG
20	481	PHILIPPE MASSARD	24	12	36	NATIONALE	ACL LUXEMBOURG
21	461	ALEXIS GRANDCLAUDE	17	16	33	NATIONALE	ASK MIRECOURT 0354
22	471	QUENTIN REYNAUD	9	21	30	NATIONALE	ASK HAGUENAU 0364
23	414	NOE SAGOT	16	13	29	NATIONALE	ASK LE CREUSOT 0480
24	419	HUGO PETITJEAN	13	14	27	NATIONALE	ASK DE L'ENCLOS 0465
25	499	ALEX MATHIEU	12	15	27	NATIONALE	ASK MIRECOURT 0354
26	494	OSCAR DAVIES	15	9	24	NATIONALE	ACL LUXEMBOURG
27	450	ENZO LAVOINE	11	11	22	NATIONALE	ASK MIRECOURT 0354




CHPT LKGE+BFC - Q2 SEPTFONTAINES

NATIONALE	CIRCUIT DE L'ENCLOS 1,200 km
SUPER MANCHE	12/04/2026 11:20
Course (12:00 et 1 Tours) Démarré à 12:04:14	

10	465 MATTHEW O'DWYER 19		481 PHILIPPE MASSARD 20
9	433 ELIAS EGGERT 17		407 MATHIS THIERY 18
8	485 CHARLENE BOUCHE 15		434 HUGO CHAZELLE 16
7	426 MAEL GIRARDET 13		451 LORENZO SAMBUR 14
6	479 HUGO SEEMANN 11		425 TONY CASTANIER 12
5	455 ARTHUR JONNETTE 9		401 HUGO PARISATO 10
4	466 MAXIME LEROI 7		460 FABIO ANGOTTA 8
3	417 AURELIEN DUCROT 5		480 ELIOTT LAMBERT-ROME 6
2	418 MAXENCE LEFEBVRE 3		422 VALENTIN LEFEBVRE 4
1	468 LUCAS DOILLON 1		456 YANN GROSSE 2

POLE POSITION



SOUS RESERVE DE CONTROLE TECHNIQUE ET/OU FAITS SPORTIFS

Orbits

Directeur de course : I FAISCA/Président du collège : A POTHEE

Organisateur : ASK Mirecourt/Chrono : M COSTANZO

LIVETIMING RESULTATS SPEEDHIVE APP (FREE APP)



www.mylaps.com

Licence pour: CIAO s.a.r.l

CHPT LKGE+BFC - Q2 SEPTFONTAINES

NATIONALE

CIRCUIT DE L'ENCLOS 1,200 km

SUPER MANCHE

12/04/2026 11:20

Course (12:00 et 1 Tours) Démarré à 12:04:14

14

450 ENZO LAVOINE

27

13

499 ALEX MATHIEU

25

12

414 NOE SAGOT

23

11

461 ALEXIS GRANDCLAUDE

21

494 OSCAR DAVIES

26

419 HUGO PETITJEAN

24

471 QUENTIN REYNAUD

22

SOUS RESERVE DE CONTROLE TECHNIQUE ET/OU FAITS SPORTIFS

Orbits

Directeur de course : I FAISCA/Président du collège : A POTHEE

Organisateur : ASK Mirecourt/Chrono : M COSTANZO

LIVETIMING RESULTATS SPEEDHIVE APP (FREE APP)

Imprimé : 13/04/2026 20:15:49



www.mylaps.com
Licence pour: CIAO s.a.r.l

Page 2/2

CHPT LKGE+BFC - Q2 SEPTFONTAINES

Trié par tour

NATIONALE

CIRCUIT DE L'ENCLOS 1,200 km

SUPER MANCHE

12/04/2026 11:20

Course (12:00 et 1 Tours) Démarré à 12:04:14

Pos.	N°	Nom complet	Tours	Diff.	Meilleur tps	Dans tour	Correction du te	Catégorie	Club
1	468	LUCAS DOILLON	14		58.829	6		NATIONALE	ASK MULHOUSE 0372
2	417	AURELIEN DUCROT	14	6.383	58.854	3		NATIONALE	ASK DE L'ENCLOS 0465
3	456	YANN GROSSE	14	9.529	59.279	12		NATIONALE	ASK MIRECOURT 0354
4	480	ELIOTT LAMBERT-ROME	14	11.011	59.396	10		NATIONALE	ASK HAGUENAU 0364
5	418	MAXENCE LEFEBVRE	14	14.005	59.585	9		NATIONALE	AUTOSPORT SCHWEIZ
6	455	ARTHUR JONNETTE	14	16.745	59.896	7		NATIONALE	ASK HAGUENAU 0364
7	401	HUGO PARISATO	14	17.752	59.758	11		NATIONALE	ASK DE L'ENCLOS 0465
8	426	MAEL GIRARDET	14	18.378	59.369	11		NATIONALE	ASK DE L'ENCLOS 0465
9	460	FABIO ANGOTTA	14	26.616	1:00.423	10		NATIONALE	ASK CLUB BOUZONVILLE 0358
10	433	ELIAS EGGERT	14	28.300	1:00.216	9		NATIONALE	AUTOSPORT SCHWEIZ
11	425	TONY CASTANIER	14	29.167	59.777	11	5.000	NATIONALE	ASK ASCAP PAYS DE MONTBELLIARD 04
12	479	HUGO SEEMANN	14	29.993	1:00.470	12		NATIONALE	ASK WITTENHEIM 0376
13	451	LORENZO SAMBUR	14	30.730	1:00.580	13		NATIONALE	ASK CLUB BOUZONVILLE 0358
14	465	MATTHEW O'DWYER	14	33.331	1:00.420	9		NATIONALE	ACL LUXEMBOURG
15	485	CHARLENE BOUCHE	14	34.920	1:00.466	14		NATIONALE	ASK HAGUENAU 0364
16	466	MAXIME LEROI	14	54.345	59.927	7	5.000	NATIONALE	ASK CHARMES 0352
17	481	PHILIPPE MASSARD	14	:01.466	1:02.590	11		NATIONALE	ACL LUXEMBOURG
18	419	HUGO PETITJEAN	14	:03.070	1:02.427	10		NATIONALE	ASK DE L'ENCLOS 0465
19	499	ALEX MATHIEU	13	1 Tour	1:02.709	12		NATIONALE	ASK MIRECOURT 0354
20	407	MATHIS THIERY	13	1 Tour	1:02.088	8		NATIONALE	ASK BESANCON 0462
21	422	VALENTIN LEFEBVRE	11	3 Tours	59.878	7		NATIONALE	AUTOSPORT SCHWEIZ
22	414	NOE SAGOT	11	3 Tours	1:05.251	5		NATIONALE	ASK LE CREUSOT 0480
23	494	OSCAR DAVIES	5	9 Tours	1:07.110	5		NATIONALE	ACL LUXEMBOURG
24	434	HUGO CHAZELLE		.4 Tours		0		NATIONALE	ASK DE L'ENCLOS 0465
25	461	ALEXIS GRANDCLAUDE		.4 Tours		0	5.000	NATIONALE	ASK MIRECOURT 0354
26	471	QUENTIN REYNAUD				0		NATIONALE	ASK HAGUENAU 0364
27	450	ENZO LAVOINE				0		NATIONALE	ASK MIRECOURT 0354

Annonces

N°425/466/461 : 5S DE PENALITE POUR CARENAGE EN MAUVAISE POSITION

Marge de victoire	Vit. moy.	Meilleur tps/tour	Meilleure vit.	Meilleur tour
6.383	72,790	58.829	73,433	468 - LUCAS DOILLON

SOUS RESERVE DE CONTROLE TECHNIQUE ET/OU FAITS SPORTIFS

Orbits

Directeur de course : I FAISCA/Président du collège : A POTHEE

Organisateur : ASK Mirecourt/Chrono : M COSTANZO

LIVETIMING RESULTATS SPEEDHIVE APP (FREE APP)

Imprimé : 13/04/2026 20:16:01



www.mylaps.com
Licence pour: CIAO s.a.r.l

CHPT LKGE+BFC - Q2 SEPTFONTAINES

NATIONALE

CIRCUIT DE L'ENCLOS 1,200 km

SUPER MANCHE

12/04/2026 11:20

Course (12:00 et 1 Tours) Démarré à 12:04:14

Tour	Tps/tour	Diff.	Temps du jour
(468) LUCAS DOILLON			
1	59.892	+1.063	12:05:17.253
2	59.216	+0.387	12:06:16.469
3	59.318	+0.489	12:07:15.787
4	59.297	+0.468	12:08:15.084
5	59.044	+0.215	12:09:14.128
6	58.829		12:10:12.957
7	59.029	+0.200	12:11:11.986
8	58.986	+0.157	12:12:10.972
9	59.203	+0.374	12:13:10.175
10	59.062	+0.233	12:14:09.237
11	59.235	+0.406	12:15:08.472
12	59.262	+0.433	12:16:07.734
13	58.996	+0.167	12:17:06.730
14	59.109	+0.280	12:18:05.839

Tour	Tps/tour	Diff.	Temps du jour
(417) AURELIEN DUCROT			
1	1:01.504	+2.650	12:05:19.025
2	59.419	+0.565	12:06:18.444
3	58.854		12:07:17.298
4	59.055	+0.201	12:08:16.353
5	59.255	+0.401	12:09:15.608
6	58.895	+0.041	12:10:14.503
7	59.295	+0.441	12:11:13.798
8	1:03.408	+4.554	12:12:17.206
9	59.104	+0.250	12:13:16.310
10	59.176	+0.322	12:14:15.486
11	59.504	+0.650	12:15:14.990
12	58.996	+0.142	12:16:13.986
13	59.232	+0.378	12:17:13.218
14	59.004	+0.150	12:18:12.222

Tour	Tps/tour	Diff.	Temps du jour
(456) YANN GROSSE			
1	1:02.250	+2.971	12:05:19.727
2	1:00.068	+0.789	12:06:19.795
3	59.744	+0.465	12:07:19.539
4	59.571	+0.292	12:08:19.110
5	59.417	+0.138	12:09:18.527
6	59.422	+0.143	12:10:17.949
7	59.470	+0.191	12:11:17.419
8	59.352	+0.073	12:12:16.771
9	59.347	+0.068	12:13:16.118
10	59.753	+0.474	12:14:15.871
11	59.923	+0.644	12:15:15.794
12	59.279		12:16:15.073
13	59.711	+0.432	12:17:14.784
14	1:00.584	+1.305	12:18:15.368

Tour	Tps/tour	Diff.	Temps du jour
(480) ELIOTT LAMBERT-ROME			
1	1:01.383	+1.987	12:05:19.236
2	1:00.839	+1.443	12:06:20.075
3	1:00.325	+0.929	12:07:20.400
4	1:00.055	+0.659	12:08:20.455
5	59.715	+0.319	12:09:20.170
6	59.629	+0.233	12:10:19.799
7	59.560	+0.164	12:11:19.359
8	59.827	+0.431	12:12:19.186
9	59.671	+0.275	12:13:18.857
10	59.396		12:14:18.253
11	59.764	+0.368	12:15:18.017
12	59.445	+0.049	12:16:17.462
13	59.550	+0.154	12:17:17.012
14	59.838	+0.442	12:18:16.850

Tour	Tps/tour	Diff.	Temps du jour
(418) MAXENCE LEFEBVRE			

Tour	Tps/tour	Diff.	Temps du jour
1	1:02.068	+2.483	12:05:19.514
2	1:00.778	+1.193	12:06:20.292
3	1:00.383	+0.798	12:07:20.675
4	1:00.163	+0.578	12:08:20.838
5	59.937	+0.352	12:09:20.775
6	59.852	+0.267	12:10:20.627
7	59.930	+0.345	12:11:20.557
8	1:00.228	+0.643	12:12:20.785
9	59.585		12:13:20.370
10	59.608	+0.023	12:14:19.978
11	1:00.143	+0.558	12:15:20.121
12	59.795	+0.210	12:16:19.916
13	59.855	+0.270	12:17:19.771
14	1:00.073	+0.488	12:18:19.844

Tour	Tps/tour	Diff.	Temps du jour
(455) ARTHUR JONNETTE			
1	1:02.251	+2.355	12:05:20.255
2	1:00.306	+0.410	12:06:20.561
3	1:00.780	+0.884	12:07:21.341
4	1:00.057	+0.161	12:08:21.398
5	1:00.218	+0.322	12:09:21.616
6	59.990	+0.094	12:10:21.606
7	59.896		12:11:21.502
8	1:00.162	+0.266	12:12:21.664
9	59.980	+0.084	12:13:21.644
10	1:00.200	+0.304	12:14:21.844
11	1:00.158	+0.262	12:15:22.002
12	1:00.325	+0.429	12:16:22.327
13	59.973	+0.077	12:17:22.300
14	1:00.284	+0.388	12:18:22.584

Tour	Tps/tour	Diff.	Temps du jour
(401) HUGO PARISATO			
1	1:03.187	+3.429	12:05:21.273
2	1:01.060	+1.302	12:06:22.333
3	1:00.719	+0.961	12:07:23.052
4	1:00.296	+0.538	12:08:23.348
5	1:00.203	+0.445	12:09:23.551
6	59.976	+0.218	12:10:23.527
7	1:00.214	+0.456	12:11:23.741
8	1:00.334	+0.576	12:12:24.075
9	59.774	+0.016	12:13:23.849
10	59.760	+0.002	12:14:23.609
11	59.758		12:15:23.367
12	59.816	+0.058	12:16:23.183
13	1:00.630	+0.872	12:17:23.813
14	59.778	+0.020	12:18:23.591

Tour	Tps/tour	Diff.	Temps du jour
(426) MAEL GIRARDET			
1	1:04.347	+4.978	12:05:22.694
2	1:00.815	+1.446	12:06:23.509
3	1:01.355	+1.986	12:07:24.864
4	1:01.851	+2.482	12:08:26.715
5	59.795	+0.426	12:09:26.510
6	1:00.074	+0.705	12:10:26.584
7	59.477	+0.108	12:11:26.061
8	59.666	+0.297	12:12:25.727
9	59.896	+0.527	12:13:25.623
10	59.713	+0.344	12:14:25.336
11	59.369		12:15:24.705
12	59.568	+0.199	12:16:24.273
13	1:00.013	+0.644	12:17:24.286
14	59.931	+0.562	12:18:24.217

Tour	Tps/tour	Diff.	Temps du jour
(460) FABIO ANGOTTA			
1	1:03.699	+3.276	12:05:21.540
2	1:01.368	+0.945	12:06:22.908

Tour	Tps/tour	Diff.	Temps du jour
3	1:00.956	+0.533	12:07:23.864
4	1:01.228	+0.805	12:08:25.092
5	1:00.759	+0.336	12:09:25.851
6	1:00.627	+0.204	12:10:26.478
7	1:01.252	+0.829	12:11:27.730
8	1:00.485	+0.062	12:12:28.215
9	1:00.499	+0.076	12:13:28.714
10	1:00.423		12:14:29.137
11	1:00.886	+0.463	12:15:30.023
12	1:01.165	+0.742	12:16:31.188
13	1:00.546	+0.123	12:17:31.734
14	1:00.721	+0.298	12:18:32.455

Tour	Tps/tour	Diff.	Temps du jour
(433) ELIAS EGGERT			
1	1:04.342	+4.126	12:05:23.120
2	1:01.271	+1.055	12:06:24.391
3	1:01.085	+0.869	12:07:25.476
4	1:02.031	+1.815	12:08:27.507
5	1:01.260	+1.044	12:09:28.767
6	1:00.483	+0.267	12:10:29.250
7	1:00.989	+0.773	12:11:30.239
8	1:00.670	+0.454	12:12:30.909
9	1:00.216		12:13:31.125
10	1:00.386	+0.170	12:14:31.511
11	1:00.328	+0.112	12:15:31.839
12	1:01.400	+1.184	12:16:33.239
13	1:00.431	+0.215	12:17:33.670
14	1:00.469	+0.253	12:18:34.139

Tour	Tps/tour	Diff.	Temps du jour
(425) TONY CASTANIER			
1	1:04.355	+4.578	12:05:22.549
2	1:01.501	+1.724	12:06:24.050
3	1:01.280	+1.503	12:07:25.330
4	1:01.808	+2.031	12:08:27.138
5	1:01.169	+1.392	12:09:28.307
6	1:00.503	+0.726	12:10:28.810
7	1:00.781	+1.004	12:11:29.591
8	1:00.224	+0.447	12:12:29.815
9	1:00.077	+0.300	12:13:29.892
10	59.984	+0.207	12:14:29.876
11	59.777		12:15:29.653
12	1:00.348	+0.571	12:16:30.001
13	1:00.088	+0.311	12:17:30.089
14	59.917	+0.140	12:18:30.006

Tour	Tps/tour	Diff.	Temps du jour
(479) HUGO SEEMANN			
1	1:03.989	+3.519	12:05:22.159
2	1:01.102	+0.632	12:06:23.261
3	1:01.516	+1.046	12:07:24.777
4	1:02.173	+1.703	12:08:26.950
5	1:00.929	+0.459	12:09:27.879
6	1:00.659	+0.189	12:10:28.538
7	1:01.495	+1.025	12:11:30.033
8	1:00.826	+0.356	12:12:30.859
9	1:00.893	+0.423	12:13:31.752
10	1:01.001	+0.531	12:14:32.753
11	1:00.893	+0.423	12:15:33.646
12	1:00.470		12:16:34.116
13	1:01.088	+0.618	12:17:35.204
14	1:00.628	+0.158	12:18:35.832

Tour	Tps/tour	Diff.	Temps du jour
(451) LORENZO SAMBUR			
1	1:05.223	+4.643	12:05:23.465
2	1:01.813	+1.233	12:06:25.278
3	1:01.469	+0.889	12:07:26.747
4	1:01.184	+0.604	12:08:27.931

SOUS RESERVE DE CONTROLE TECHNIQUE ET/OU FAITS SPORTIFS

Orbits

Directeur de course : I FAISCA/Président du collège : A POTHEE

Organisateur : ASK Mirecourt/Chrono : M COSTANZO

LIVETIMING RESULTATS SPEEDHIVE APP (FREE APP)

Imprimé : 13/04/2026 20:16:07



www.mylaps.com

Licence pour: CIAO s.a.r.l

Page 1/2

CHPT LKGE+BFC - Q2 SEPTFONTAINES

NATIONALE

CIRCUIT DE L'ENCLOS 1,200 km

SUPER MANCHE

12/04/2026 11:20

Course (12:00 et 1 Tours) Démarré à 12:04:14

Tour	Tps/tour	Diff.	Temps du jour
5	1:01.467	+0.887	12:09:29.398
6	1:00.697	+0.117	12:10:30.095
7	1:00.583	+0.003	12:11:30.678
8	1:00.954	+0.374	12:12:31.632
9	1:01.092	+0.512	12:13:32.724
10	1:00.737	+0.157	12:14:33.461
11	1:01.036	+0.456	12:15:34.497
12	1:00.905	+0.325	12:16:35.402
13	1:00.580		12:17:35.982
14	1:00.587	+0.007	12:18:36.569

(465) MATTHEW O'DWYER

Tour	Tps/tour	Diff.	Temps du jour
1	1:05.059	+4.639	12:05:24.052
2	1:02.270	+1.850	12:06:26.322
3	1:01.577	+1.157	12:07:27.899
4	1:01.580	+1.160	12:08:29.479
5	1:01.635	+1.215	12:09:31.114
6	1:00.894	+0.474	12:10:32.008
7	1:00.789	+0.369	12:11:32.797
8	1:01.165	+0.745	12:12:33.962
9	1:00.420		12:13:34.382
10	1:00.949	+0.529	12:14:35.331
11	1:00.972	+0.552	12:15:36.303
12	1:01.006	+0.586	12:16:37.309
13	1:01.141	+0.721	12:17:38.450
14	1:00.720	+0.300	12:18:39.170

(485) CHARLENE BOUCHE

Tour	Tps/tour	Diff.	Temps du jour
1	1:05.943	+5.477	12:05:24.554
2	1:02.109	+1.643	12:06:26.663
3	1:02.111	+1.645	12:07:28.774
4	1:01.868	+1.402	12:08:30.642
5	1:01.385	+0.919	12:09:32.027
6	1:01.306	+0.840	12:10:33.333
7	1:00.825	+0.359	12:11:34.158
8	1:00.998	+0.532	12:12:35.156
9	1:00.660	+0.194	12:13:35.816
10	1:01.393	+0.927	12:14:37.209
11	1:00.810	+0.344	12:15:38.019
12	1:00.716	+0.250	12:16:38.735
13	1:01.558	+1.092	12:17:40.293
14	1:00.466		12:18:40.759

(466) MAXIME LEROI

Tour	Tps/tour	Diff.	Temps du jour
1	1:02.983	+3.056	12:05:20.611
2	1:01.263	+1.336	12:06:21.874
3	1:01.554	+1.627	12:07:23.428
4	1:00.903	+0.976	12:08:24.331
5	1:00.277	+0.350	12:09:24.608
6	1:00.340	+0.413	12:10:24.948
7	59.927		12:11:24.875
8	1:00.434	+0.507	12:12:25.309
9	1:00.320	+0.393	12:13:25.629
10	1:00.233	+0.306	12:14:25.862
11	1:00.298	+0.371	12:15:26.160
12	1:28.382	+28.455	12:16:54.542
13	1:00.122	+0.195	12:17:54.664
14	1:00.520	+0.593	12:18:55.184

(481) PHILIPPE MASSARD

Tour	Tps/tour	Diff.	Temps du jour
1	1:06.136	+3.546	12:05:25.345
2	1:04.056	+1.466	12:06:29.401
3	1:03.243	+0.653	12:07:32.644
4	1:02.826	+0.236	12:08:35.470
5	1:03.560	+0.970	12:09:39.030
6	1:03.450	+0.860	12:10:42.480

Tour	Tps/tour	Diff.	Temps du jour
7	1:03.747	+1.157	12:11:46.227
8	1:03.198	+0.608	12:12:49.425
9	1:03.227	+0.637	12:13:52.652
10	1:03.057	+0.467	12:14:55.709
11	1:02.590		12:15:58.299
12	1:02.974	+0.384	12:17:01.273
13	1:03.146	+0.556	12:18:04.419
14	1:02.886	+0.296	12:19:07.305

(419) HUGO PETITJEAN

Tour	Tps/tour	Diff.	Temps du jour
1	1:07.696	+5.269	12:05:27.898
2	1:03.758	+1.331	12:06:31.656
3	1:04.125	+1.698	12:07:35.781
4	1:03.383	+0.956	12:08:39.164
5	1:03.009	+0.582	12:09:42.173
6	1:02.618	+0.191	12:10:44.791
7	1:02.947	+0.520	12:11:47.738
8	1:03.360	+0.933	12:12:51.098
9	1:03.096	+0.669	12:13:54.194
10	1:02.427		12:14:56.621
11	1:02.673	+0.246	12:15:59.294
12	1:03.275	+0.848	12:17:02.569
13	1:03.244	+0.817	12:18:05.813
14	1:03.096	+0.669	12:19:08.909

(499) ALEX MATHIEU

Tour	Tps/tour	Diff.	Temps du jour
1	1:08.899	+6.190	12:05:28.786
2	1:05.236	+2.527	12:06:34.022
3	1:04.216	+1.507	12:07:38.238
4	1:03.973	+1.264	12:08:42.211
5	1:03.941	+1.232	12:09:46.152
6	1:04.367	+1.658	12:10:50.519
7	1:03.622	+0.913	12:11:54.141
8	1:03.585	+0.876	12:12:57.726
9	1:03.755	+1.046	12:14:01.481
10	1:03.596	+0.887	12:15:05.077
11	1:03.897	+1.188	12:16:08.974
12	1:02.709		12:17:11.683
13	1:03.649	+0.940	12:18:15.332

(407) MATHIS THIERY

Tour	Tps/tour	Diff.	Temps du jour
1	1:06.638	+4.550	12:05:25.694
2	1:04.189	+2.101	12:06:29.883
3	1:09.394	+7.306	12:07:39.277
4	1:03.169	+1.081	12:08:42.446
5	1:03.883	+1.795	12:09:46.329
6	1:11.432	+9.344	12:10:57.761
7	1:02.740	+0.652	12:12:00.501
8	1:02.088		12:13:02.589
9	1:03.051	+0.963	12:14:05.640
10	1:03.389	+1.301	12:15:09.029
11	1:02.437	+0.349	12:16:11.466
12	1:02.812	+0.724	12:17:14.278
13	1:03.183	+1.095	12:18:17.461

(422) VALENTIN LEFEBVRE

Tour	Tps/tour	Diff.	Temps du jour
1	1:02.901	+3.023	12:05:20.659
2	1:01.017	+1.139	12:06:21.676
3	1:01.452	+1.574	12:07:23.128
4	1:00.873	+0.995	12:08:24.001
5	1:00.190	+0.312	12:09:24.191
6	1:00.296	+0.418	12:10:24.487
7	59.878		12:11:24.365
8	1:00.481	+0.603	12:12:24.846
9	59.962	+0.084	12:13:24.808
10	1:00.397	+0.519	12:14:25.205

Tour	Tps/tour	Diff.	Temps du jour
11	1:00.769	+0.891	12:15:25.974

(414) NOE SAGOT

Tour	Tps/tour	Diff.	Temps du jour
1	1:10.172	+4.921	12:05:29.873
2	1:06.471	+1.220	12:06:36.344
3	1:07.215	+1.964	12:07:43.559
4	1:06.236	+0.985	12:08:49.795
5	1:05.251		12:09:55.046
6	1:10.923	+5.672	12:11:05.969
7	1:40.935	+35.684	12:12:46.904
8	1:10.457	+5.206	12:13:57.361
9	1:26.323	+21.072	12:15:23.684
10	1:09.397	+4.146	12:16:33.081
11	1:22.235	+16.984	12:17:55.316

(494) OSCAR DAVIES

Tour	Tps/tour	Diff.	Temps du jour
1	1:12.318	+5.208	12:05:31.965
2	1:09.693	+2.583	12:06:41.658
3	1:08.504	+1.394	12:07:50.162
4	1:07.390	+0.280	12:08:57.552
5	1:07.110		12:10:04.662

SOUS RESERVE DE CONTROLE TECHNIQUE ET/OU FAITS SPORTIFS

Orbits

Directeur de course : I FAISCA/Président du collège : A POTHEE

Organisateur : ASK Mirecourt/Chrono : M COSTANZO

LIVETIMING RESULTATS SPEEDHIVE APP (FREE APP)

Imprimé : 13/04/2026 20:16:07



www.mylaps.com
Licence pour: CIAO s.a.r.l

CHPT LKGE+BFC - Q2 SEPTFONTAINES

Tableau de tour


NATIONALE

CIRCUIT DE L'ENCLOS 1,200 km

SUPER MANCHE

12/04/2026 11:20

Course (12:00 et 1 Tours) Démarré à 12:04:14



Pilotes	Tours	Tours														
		0	1	2	3	4	5	6	7	8	9	10	11	12	13	14
LUCAS DOILLON (468)	1	468	468	468	468	468	468	468	468	468	468	468	468	468	468	468
MAXENCE LEFEBVRE (418)	2	418	417	417	417	417	417	417	417	456	456	417	417	417	417	417
YANN GROSSE (456)	3	456	480	456	456	456	456	456	456	417	417	456	456	456	456	456
AURELIEN DUCROT (417)	4	417	418	480	480	480	480	480	480	480	480	480	480	480	480	480
MAXIME LEROI (466)	5	466	456	418	418	418	418	418	418	418	418	418	418	418	418	418
VALENTIN LEFEBVRE (422)	6	422	455	455	455	455	455	455	455	455	455	455	455	455	455	455
FABIO ANGOTTA (460)	7	460	466	422	401	401	401	401	401	401	401	401	401	401	401	401
ELIOTT LAMBERT-ROME (480)	8	480	422	466	422	422	422	422	422	422	422	426	426	426	426	426
ARTHUR JONNETTE (455)	9	455	401	401	466	466	466	466	466	426	426	422	425	425	425	425
HUGO PARISATO (401)	10	401	460	460	460	460	460	426	426	466	466	466	460	460	460	460
HUGO SEEMANN (479)	11	479	479	479	479	426	426	426	460	460	460	460	425	433	433	433
TONY CASTANIER (425)	12	425	425	426	426	479	479	479	425	425	425	425	460	479	479	479
LORENZO SAMBUR (451)	13	451	426	425	425	425	425	425	479	479	433	433	433	451	451	451
MAEL GIRARDET (426)	14	426	433	433	433	433	433	433	433	479	479	479	465	465	465	465
CHARLENE BOUCHE (485)	15	485	451	451	451	451	451	451	451	451	451	451	485	485	485	485
ELIAS EGGERT (433)	16	433	465	465	465	465	465	465	465	465	465	465	465	466	466	466
MATTHEW O'DWYER (465)	17	465	485	485	485	485	485	485	485	485	485	485	485	481	481	481
HUGO CHAZELLE (434)	18	434	481	481	481	481	481	481	481	481	481	481	481	419	419	419
MATHIS THIERY (407)	19	407	407	407	419	419	419	419	419	419	419	419	419	499	499	499
PHILIPPE MASSARD (481)	20	481	419	419	499	499	499	499	499	499	499	499	499	407	407	407
ALEXIS GRANDCLAUDE (461)	21	461	499	499	407	407	407	407	407	407	407	407	407	407	407	407
OSCAR DAVIES (494)	22	494	414	414	414	414	414	414	414	414	414	414	414	414	414	414
NOE SAGOT (414)	23	414	494	494	494	494	494	494	494	494	494	494	494	494	494	494
ALEX MATHIEU (499)	24	499	499	499	499	499	499	499	499	499	499	499	499	499	499	499
HUGO PETITJEAN (419)	25	419	419	419	419	419	419	419	419	419	419	419	419	419	419	419
-	26															
-	27															



CHPT LKGE+BFC - Q2 SEPTFONTAINES

Tableau de tour

NATIONALE

CIRCUIT DE L'ENCLOS 1,200 km

SUPER MANCHE

12/04/2026 11:20

Course (12:00 et 1 Tours) Démarré à 12:04:14

Pilotes	Tours														
	0	1	2	3	4	5	6	7	8	9	10	11	12	13	14
468	468	468	468	468	468	468	468	468	468	468	468	468	468	468	468
418	417	417	417	417	417	417	417	417	456	456	417	417	417	417	417
456	480	456	456	456	456	456	456	417	417	456	456	456	456	456	456
417	418	480	480	480	480	480	480	480	480	480	480	480	480	480	480
466	456	418	418	418	418	418	418	418	418	418	418	418	418	418	418
422	455	455	455	455	455	455	455	455	455	455	455	455	455	455	455
460	466	422	401	401	401	401	401	401	401	401	401	401	401	401	401
480	422	466	422	422	422	422	422	422	422	422	426	426	426	426	426
455	401	401	466	466	466	466	466	466	426	426	422	425	425	425	425
401	460	460	460	460	460	460	426	426	466	466	466	460	460	460	460
479	479	479	479	426	426	426	460	460	460	460	425	433	433	433	433
425	425	426	426	479	479	479	425	425	425	425	460	479	479	479	479
451	426	425	425	425	425	425	479	479	433	433	433	451	451	451	451
426	433	433	433	433	433	433	433	433	479	479	479	465	465	465	465
485	451	451	451	451	451	451	451	451	451	451	451	485	485	485	485
433	465	465	465	465	465	465	465	465	465	465	465	466	466	466	466
465	485	485	485	485	485	485	485	485	485	485	485	481	481	481	481
434	481	481	481	481	481	481	481	481	481	481	481	419	419	419	419
407	407	407	419	419	419	419	419	419	419	419	419	499	499	499	499
481	419	419	499	499	499	499	499	499	499	499	499	407	407	407	407
461	499	499	407	407	407	407	407	407	407	407	407	407	407	407	407
494	414	414	414	414	414	414	414	414	414	414	414	414	414	414	414
414	494	494	494	494	494	494	494	494	494	494	494	494	494	494	494
499	499	499	499	499	499	499	499	499	499	499	499	499	499	499	499
419	419	419	419	419	419	419	419	419	419	419	419	419	419	419	419





CHPT LKGE+BFC - Q2 SEPTFONTAINES

Tableau de tour

NATIONALE

CIRCUIT DE L'ENCLOS 1,200 km

SUPER MANCHE

12/04/2026 11:20

Course (12:00 et 1 Tours) Démarré à 12:04:14

Pilotes	Tours														
	0	1	2	3	4	5	6	7	8	9	10	11	12	13	14
468	468	468	468	468	468	468	468	468	468	468	468	468	468	468	468
418	417	417	417	417	417	417	417	456	456	417	417	417	417	417	417
456	480	456	456	456	456	456	456	417	417	456	456	456	456	456	456
417	418	480	480	480	480	480	480	480	480	480	480	480	480	480	480
466	456	418	418	418	418	418	418	418	418	418	418	418	418	418	418
422	455	455	455	455	455	455	455	455	455	455	455	455	455	455	455
460	466	422	401	401	401	401	401	401	401	401	401	401	401	401	401
480	422	466	422	422	422	422	422	422	422	422	426	426	426	426	426
455	401	401	466	466	466	466	466	466	426	426	422	425	425	425	425
401	460	460	460	460	460	460	426	426	466	466	466	460	460	460	460
479	479	479	479	426	426	426	460	460	460	460	425	433	433	433	433
425	425	426	426	479	479	479	425	425	425	425	460	479	479	479	479
451	426	425	425	425	425	425	479	479	433	433	433	451	451	451	451
426	433	433	433	433	433	433	433	433	479	479	479	465	465	465	465
485	451	451	451	451	451	451	451	451	451	451	451	485	485	485	485
433	465	465	465	465	465	465	465	465	465	465	465	466	466	466	466
465	485	485	485	485	485	485	485	485	485	485	485	481	481	481	481
434	481	481	481	481	481	481	481	481	481	481	481	419	419	419	419
407	407	407	419	419	419	419	419	419	419	419	419	499	499	499	499
481	419	419	499	499	499	499	499	499	499	499	499	407	407	407	407
461	499	499	407	407	407	407	407	407	407	407	407	407	407	407	407
494	414	414	414	414	414	414	414	414	414	414	414	414	414	414	414
414	494	494	494	494	494	494	494	494	494	494	494	494	494	494	494
499	499	499	499	499	499	499	499	499	499	499	499	499	499	499	499
419	419	419	419	419	419	419	419	419	419	419	419	419	419	419	419



CHPT LKGE+BFC - Q2 SEPTFONTAINES

NATIONALE

CIRCUIT DE L'ENCLOS 1,200 km

CUMUL M1 + M2 + SM

Pos.	N°	Nom complet	M1	M2	SM	Total points	Catégorie	Club
1	468	LUCAS DOILLON	50	50	90	190	NATIONALE	ASK MULHOUSE 0372
2	456	YANN GROSSE	44	44	72	160	NATIONALE	ASK MIRECOURT 0354
3	417	AURELIEN DUCROT	36	32	80	148	NATIONALE	ASK DE L'ENCLOS 0465
4	418	MAXENCE LEFEBVRE	41	41	60	142	NATIONALE	AUTOSPORT SCHWEIZ
5	480	ELIOTT LAMBERT-ROME	32	36	66	134	NATIONALE	ASK HAGUENAU 0364
6	455	ARTHUR JONNETTE	28	30	54	112	NATIONALE	ASK HAGUENAU 0364
7	460	FABIO ANGOTTA	25	38	42	105	NATIONALE	ASK CLUB BOUZONVILLE 0358
8	401	HUGO PARISATO	30	25	50	105	NATIONALE	ASK DE L'ENCLOS 0465
9	426	MAEL GIRARDET	18	27	46	91	NATIONALE	ASK DE L'ENCLOS 0465
10	466	MAXIME LEROI	38	26	24	88	NATIONALE	ASK CHARMES 0352
11	479	HUGO SEEMANN	27	28	32	87	NATIONALE	ASK WITTENHEIM 0376
12	422	VALENTIN LEFEBVRE	34	34	16	84	NATIONALE	AUTOSPORT SCHWEIZ
13	425	TONY CASTANIER	26	22	34	82	NATIONALE	ASK ASCAP PAYS DE MONTBELLiard 0453
14	433	ELIAS EGGERT	14	24	38	76	NATIONALE	AUTOSPORT SCHWEIZ
15	451	LORENZO SAMBUR	20	23	30	73	NATIONALE	ASK CLUB BOUZONVILLE 0358
16	485	CHARLENE BOUCHE	22	20	26	68	NATIONALE	ASK HAGUENAU 0364
17	465	MATTHEW O'DWYER	19	19	28	66	NATIONALE	ACL LUXEMBOURG
18	481	PHILIPPE MASSARD	24	12	22	58	NATIONALE	ACL LUXEMBOURG
19	407	MATHIS THIERY	21	17	17	55	NATIONALE	ASK BESANCON 0462
20	434	HUGO CHAZELLE	23	18	13	54	NATIONALE	ASK DE L'ENCLOS 0465
21	419	HUGO PETITJEAN	13	14	20	47	NATIONALE	ASK DE L'ENCLOS 0465
22	499	ALEX MATHIEU	12	15	18	45	NATIONALE	ASK MIRECOURT 0354
23	461	ALEXIS GRANDCLAUDE	17	16	12	45	NATIONALE	ASK MIRECOURT 0354
24	414	NOE SAGOT	16	13	15	44	NATIONALE	ASK LE CREUSOT 0480
25	471	QUENTIN REYNAUD	9	21	11	41	NATIONALE	ASK HAGUENAU 0364
26	494	OSCAR DAVIES	15	9	14	38	NATIONALE	ACL LUXEMBOURG
27	450	ENZO LAVOINE	11	11	10	32	NATIONALE	ASK MIRECOURT 0354



CHPT LKGE+BFC - Q2 SEPTFONTAINES

NATIONALE	CIRCUIT DE L'ENCLOS 1,200 km
FINALE	12/04/2026 14:20
Course (14:00 et 1 Tours) Démarré à 14:30:12	

10

407 MATHIS THIERY
19

434 HUGO CHAZELLE
20

9

465 MATTHEW O'DWYER
17

481 PHILIPPE MASSARD
18

8

451 LORENZO SAMBUR
15

485 CHARLENE BOUCHE
16

7

425 TONY CASTANIER
13

433 ELIAS EGGERT
14

6

479 HUGO SEEMANN
11

422 VALENTIN LEFEBVRE
12

5

426 MAEL GIRARDET
9

466 MAXIME LEROI
10

4

460 FABIO ANGOTTA
7

401 HUGO PARISATO
8

3

480 ELIOTT LAMBERT-ROME
5

455 ARTHUR JONNETTE
6

2

417 AURELIEN DUCROT
3


418 MAXENCE LEFEBVRE
4

1

468 LUCAS DOILLON
1

456 YANN GROSSE
2

POLE POSITION



SOUS RESERVE DE CONTROLE TECHNIQUE ET/OU FAITS SPORTIFS

Orbits

Directeur de course : I FAISCA/Président du collège : A POTHEE

Organisateur : ASK Mirecourt/Chrono : M COSTANZO

LIVETIMING RESULTATS SPEEDHIVE APP (FREE APP)



www.mylaps.com

Licence pour: CIAO s.a.r.l

CHPT LKGE+BFC - Q2 SEPTFONTAINES

NATIONALE

CIRCUIT DE L'ENCLOS 1,200 km

FINALE

12/04/2026 14:20

Course (14:00 et 1 Tours) Démarré à 14:30:12

14

450 ENZO LAVOINE

27

13

471 QUENTIN REYNAUD

25

12

461 ALEXIS GRANDCLAUDE

23

11

419 HUGO PETITJEAN

21

494 OSCAR DAVIES

26

414 NOE SAGOT

24

499 ALEX MATHIEU

22

SOUS RESERVE DE CONTROLE TECHNIQUE ET/OU FAITS SPORTIFS

Orbits

Directeur de course : I FAISCA/Président du collège : A POTHEE

Organisateur : ASK Mirecourt/Chrono : M COSTANZO

LIVETIMING RESULTATS SPEEDHIVE APP (FREE APP)

Imprimé : 13/04/2026 20:16:41



www.mylaps.com
Licence pour: CIAO s.a.r.l

Page 2/2



CHPT LKGE+BFC - Q2 SEPTFONTAINES

Trié par tour

NATIONALE

CIRCUIT DE L'ENCLOS 1,200 km

FINALE

12/04/2026 14:20

Course (14:00 et 1 Tours) Démarré à 14:30:12

Pos.	N°	Nom complet	Tours	Diff.	Meilleur tps	Dans tour	Correction du te	Catégorie	Club
1	468	LUCAS DOILLON	16		59.388	4		NATIONALE	ASK MULHOUSE 0372
2	456	YANN GROSSE	16	4.407	59.397	13		NATIONALE	ASK MIRECOURT 0354
3	480	ELIOTT LAMBERT-ROME	16	9.177	59.894	6		NATIONALE	ASK HAGUENAU 0364
4	426	MAEL GIRARDET	16	11.494	59.791	16		NATIONALE	ASK DE L'ENCLOS 0465
5	425	TONY CASTANIER	16	23.406	1:00.269	10		NATIONALE	ASK ASCAP PAYS DE MONTBELLARD 0465
6	401	HUGO PARISATO	16	23.591	1:00.398	12		NATIONALE	ASK DE L'ENCLOS 0465
7	460	FABIO ANGOTTA	16	23.883	1:00.535	14		NATIONALE	ASK CLUB BOUZONVILLE 0358
8	451	LORENZO SAMBUR	16	24.156	1:00.177	15		NATIONALE	ASK CLUB BOUZONVILLE 0358
9	433	ELIAS EGGERT	16	34.852	1:00.846	13		NATIONALE	AUTOSPORT SCHWEIZ
10	465	MATTHEW O'DWYER	16	35.690	1:00.928	14		NATIONALE	ACL LUXEMBOURG
11	479	HUGO SEEMANN	16	41.286	1:00.876	7		NATIONALE	ASK WITTENHEIM 0376
12	481	PHILIPPE MASSARD	16	52.593	1:01.846	11		NATIONALE	ACL LUXEMBOURG
13	485	CHARLENE BOUCHE	16	57.598	1:00.756	11	5.000	NATIONALE	ASK HAGUENAU 0364
14	418	MAXENCE LEFEBVRE	15	1 Tour	1:00.505	11		NATIONALE	AUTOSPORT SCHWEIZ
15	422	VALENTIN LEFEBVRE	15	1 Tour	1:01.175	11		NATIONALE	AUTOSPORT SCHWEIZ
16	407	MATHIS THIERY	15	1 Tour	1:01.902	15		NATIONALE	ASK BESANCON 0462
17	434	HUGO CHAZELLE	15	1 Tour	1:03.006	12		NATIONALE	ASK DE L'ENCLOS 0465
18	499	ALEX MATHIEU	12	4 Tours	1:03.059	6		NATIONALE	ASK MIRECOURT 0354
19	461	ALEXIS GRANDCLAUDE	11	5 Tours	1:03.517	10		NATIONALE	ASK MIRECOURT 0354
20	417	AURELIEN DUCROT	8	8 Tours	1:00.042	5		NATIONALE	ASK DE L'ENCLOS 0465
21	450	ENZO LAVOINE	8	8 Tours	1:05.667	7		NATIONALE	ASK MIRECOURT 0354
22	494	OSCAR DAVIES	5	1 Tours	1:07.376	5		NATIONALE	ACL LUXEMBOURG
23	414	NOE SAGOT	4	2 Tours	1:05.624	3		NATIONALE	ASK LE CREUSOT 0480
24	419	HUGO PETITJEAN	4	2 Tours	1:03.287	4		NATIONALE	ASK DE L'ENCLOS 0465
25	471	QUENTIN REYNAUD	3	3 Tours	1:07.865	3		NATIONALE	ASK HAGUENAU 0364
26	466	MAXIME LEROI	2	4 Tours	1:02.621	2		NATIONALE	ASK CHARMES 0352
27	455	ARTHUR JONNETTE	1	5 Tours	1:02.410	1		NATIONALE	ASK HAGUENAU 0364

Annonces

N°485 : 5S DE PENALITE POUR CARENAGE EN MAUVAISE POSITION

Marge de victoire	Vit. moy.	Meilleur tps/tour	Meilleure vit.	Meilleur tour
4.407	72,197	59.388	72,742	468 - LUCAS DOILLON

SOUS RESERVE DE CONTROLE TECHNIQUE ET/OU FAITS SPORTIFS

Orbits

Directeur de course : I FAISCA/Président du collège : A POTHEE

Organisateur : ASK Mirecourt/Chrono : M COSTANZO

LIVETIMING RESULTATS SPEEDHIVE APP (FREE APP)

Imprimé : 13/04/2026 20:16:49



www.mylaps.com
Licence pour: CIAO s.a.r.l

CHPT LKGE+BFC - Q2 SEPTFONTAINES

NATIONALE

CIRCUIT DE L'ENCLOS 1,200 km

FINALE

12/04/2026 14:20

Course (14:00 et 1 Tours) Démarré à 14:30:12

Tour	Tps/tour	Diff.	Temps du jour	Tour	Tps/tour	Diff.	Temps du jour	Tour	Tps/tour	Diff.	Temps du jour
(468) LUCAS DOILLON				(425) TONY CASTANIER				(433) ELIAS EGGERT			
1	1:00.808	+1.420	14:31:15.612	11	1:00.046	+0.255	14:41:21.555	5	1:01.740	+1.563	14:35:26.818
2	59.439	+0.051	14:32:15.051	12	1:00.142	+0.351	14:42:21.697	6	1:00.637	+0.460	14:36:27.455
3	59.405	+0.017	14:33:14.456	13	1:00.438	+0.647	14:43:22.135	7	1:00.499	+0.322	14:37:27.954
4	59.388		14:34:13.844	14	59.980	+0.189	14:44:22.115	8	1:00.898	+0.721	14:38:28.852
5	59.650	+0.262	14:35:13.494	15	59.956	+0.165	14:45:22.071	9	1:00.539	+0.362	14:39:29.391
6	59.751	+0.363	14:36:13.245	16	59.791		14:46:21.862	10	1:01.419	+1.242	14:40:30.810
7	59.641	+0.253	14:37:12.886	(401) HUGO PARISATO				11	1:00.539	+0.362	14:41:31.349
8	59.831	+0.443	14:38:12.717	1	1:03.931	+3.662	14:31:19.663	12	1:00.510	+0.333	14:42:31.859
9	59.598	+0.210	14:39:12.315	2	1:01.577	+1.308	14:32:21.240	13	1:00.511	+0.334	14:43:32.370
10	59.642	+0.254	14:40:11.957	3	1:00.497	+0.228	14:33:21.737	14	1:00.682	+0.505	14:44:33.052
11	59.533	+0.145	14:41:11.490	4	1:00.766	+0.497	14:34:22.503	15	1:00.177		14:45:33.229
12	59.654	+0.266	14:42:11.144	5	1:00.750	+0.481	14:35:23.253	16	1:01.295	+1.118	14:46:34.524
13	59.742	+0.354	14:43:10.886	6	1:00.721	+0.452	14:36:23.974	(403) MATTHEW O'DWYER			
14	59.722	+0.334	14:44:10.608	7	1:01.074	+0.805	14:37:25.048	1	1:05.868	+5.022	14:31:21.968
15	1:00.056	+0.668	14:45:10.664	8	1:00.818	+0.549	14:38:25.866	2	1:01.679	+0.833	14:32:23.647
16	59.704	+0.316	14:46:10.368	9	1:00.851	+0.582	14:39:26.717	3	1:01.688	+0.842	14:33:25.335
(456) YANN GROSSE				10	1:00.269		14:40:26.986	4	1:01.790	+0.944	14:34:27.125
1	1:00.686	+1.289	14:31:15.408	11	1:00.415	+0.146	14:41:27.401	5	1:01.348	+0.502	14:35:28.473
2	1:00.578	+1.181	14:32:15.986	12	1:00.317	+0.048	14:42:27.718	6	1:01.358	+0.512	14:36:29.831
3	1:00.280	+0.883	14:33:16.266	13	1:00.656	+0.387	14:43:28.374	7	1:01.316	+0.470	14:37:31.147
4	59.929	+0.532	14:34:16.195	14	1:00.585	+0.316	14:44:28.959	8	1:01.419	+0.573	14:38:32.566
5	59.864	+0.467	14:35:16.059	15	1:01.328	+1.059	14:45:30.287	9	1:01.828	+0.982	14:39:34.394
6	59.902	+0.505	14:36:15.961	16	1:03.487	+3.218	14:46:33.774	10	1:03.454	+2.608	14:40:37.848
7	59.656	+0.259	14:37:15.617	(460) FABIO ANGOTTA				11	1:01.102	+0.256	14:41:38.950
8	1:00.051	+0.654	14:38:15.668	1	1:03.921	+3.523	14:31:19.248	12	1:01.295	+0.449	14:42:40.245
9	59.493	+0.096	14:39:15.161	2	1:02.825	+2.427	14:32:22.073	13	1:00.846		14:43:41.091
10	59.810	+0.413	14:40:14.971	3	1:01.405	+1.007	14:33:23.478	14	1:00.850	+0.004	14:44:41.941
11	59.838	+0.441	14:41:14.809	4	1:00.778	+0.380	14:34:24.256	15	1:01.533	+0.687	14:45:43.474
12	59.412	+0.015	14:42:14.221	5	1:01.082	+0.684	14:35:25.338	16	1:01.746	+0.900	14:46:45.220
13	59.397		14:43:13.618	6	1:00.524	+0.126	14:36:25.862	(465) MATTHEW O'DWYER			
14	1:00.271	+0.874	14:44:13.889	7	1:00.405	+0.007	14:37:26.267	1	1:04.346	+3.418	14:31:20.589
15	1:00.637	+1.240	14:45:14.526	8	1:00.974	+0.576	14:38:27.241	2	1:01.985	+1.057	14:32:22.574
16	1:00.249	+0.852	14:46:14.775	9	1:01.345	+0.947	14:39:28.586	3	1:01.994	+1.066	14:33:24.568
(480) ELIOTT LAMBERT-ROME				10	1:00.809	+0.411	14:40:29.395	4	1:01.346	+0.418	14:34:25.914
1	1:01.471	+1.577	14:31:16.489	11	1:00.640	+0.242	14:41:30.035	5	1:01.815	+0.887	14:35:27.729
2	1:00.287	+0.393	14:32:16.776	12	1:00.398		14:42:30.433	6	1:01.636	+0.708	14:36:29.365
3	1:00.290	+0.396	14:33:17.066	13	1:01.167	+0.769	14:43:31.600	7	1:01.169	+0.241	14:37:30.534
4	1:00.177	+0.283	14:34:17.243	14	1:00.609	+0.211	14:44:32.209	8	1:01.357	+0.429	14:38:31.891
5	1:00.405	+0.511	14:35:17.648	15	1:00.606	+0.208	14:45:32.815	9	1:01.348	+0.420	14:39:33.239
6	59.894		14:36:17.542	16	1:01.144	+0.746	14:46:33.959	10	1:04.960	+4.032	14:40:38.199
7	1:00.514	+0.620	14:37:18.056	(460) FABIO ANGOTTA				11	1:01.920	+0.992	14:41:40.119
8	59.911	+0.017	14:38:17.967	1	1:02.900	+2.365	14:31:18.072	12	1:01.262	+0.334	14:42:41.381
9	1:00.252	+0.358	14:39:18.219	2	1:01.412	+0.877	14:32:19.484	13	1:01.250	+0.322	14:43:42.631
10	1:00.183	+0.289	14:40:18.402	3	1:00.967	+0.432	14:33:20.451	14	1:00.928		14:44:43.559
11	1:00.068	+0.174	14:41:18.470	4	1:01.383	+0.848	14:34:21.834	15	1:01.407	+0.479	14:45:44.966
12	59.962	+0.068	14:42:18.432	5	1:01.247	+0.712	14:35:23.081	16	1:01.092	+0.164	14:46:46.058
13	1:00.040	+0.146	14:43:18.472	6	1:00.830	+0.295	14:36:23.911	(479) HUGO SEEMANN			
14	1:00.291	+0.397	14:44:18.763	7	1:01.048	+0.513	14:37:24.959	1	1:05.480	+4.604	14:31:21.097
15	1:00.156	+0.262	14:45:18.919	8	1:01.591	+1.056	14:38:26.550	2	1:02.505	+1.629	14:32:23.602
16	1:00.626	+0.732	14:46:19.545	9	1:00.990	+0.455	14:39:27.540	3	1:03.488	+2.612	14:33:27.090
(426) MAEL GIRARDET				10	1:01.057	+0.522	14:40:28.597	4	1:01.921	+1.045	14:34:29.011
1	1:03.806	+4.015	14:31:19.309	11	1:00.684	+0.149	14:41:29.281	5	1:02.250	+1.374	14:35:31.261
2	1:00.870	+1.079	14:32:20.179	12	1:00.916	+0.381	14:42:30.197	6	1:01.927	+1.051	14:36:33.188
3	1:00.431	+0.640	14:33:20.610	13	1:00.977	+0.442	14:43:31.174	7	1:00.876		14:37:34.064
4	1:00.271	+0.480	14:34:20.881	14	1:00.535		14:44:31.709	8	1:01.313	+0.437	14:38:35.377
5	1:00.189	+0.398	14:35:21.070	15	1:00.782	+0.247	14:45:32.491	9	1:01.708	+0.832	14:39:37.085
6	1:00.032	+0.241	14:36:21.102	16	1:01.760	+1.225	14:46:34.251	10	1:02.930	+2.054	14:40:40.015
7	1:00.113	+0.322	14:37:21.215	(451) LORENZO SAMBUR				11	1:02.656	+1.780	14:41:42.671
8	59.909	+0.118	14:38:21.124	1	1:04.230	+4.053	14:31:20.130	12	1:01.595	+0.719	14:42:44.266
9	1:00.240	+0.449	14:39:21.364	2	1:02.129	+1.952	14:32:22.259	13	1:01.356	+0.480	14:43:45.622
10	1:00.145	+0.354	14:40:21.509	3	1:01.777	+1.600	14:33:24.036	14	1:01.429	+0.553	14:44:47.051
				4	1:01.042	+0.865	14:34:25.078	15	1:01.999	+1.123	14:45:49.050
								16	1:02.604	+1.728	14:46:51.654

SOUS RESERVE DE CONTROLE TECHNIQUE ET/OU FAITS SPORTIFS

Orbits

Directeur de course : I FAISCA/Président du collège : A POTHEE

Organisateur : ASK Mirecourt/Chrono : M COSTANZO

LIVETIMING RESULTATS SPEEDHIVE APP (FREE APP)

Imprimé : 13/04/2026 20:16:56



www.mylaps.com

Licence pour: CIAO s.a.r.l

Page 1/2



CHPT LKGE+BFC - Q2 SEPTFONTAINES

NATIONALE CIRCUIT DE L'ENCLOS 1,200 km

FINALE 12/04/2026 14:20

Course (14:00 et 1 Tours) Démarré à 14:30:12

Tour	Tps/tour	Diff.	Temps du jour
(481) PHILIPPE MASSARD			
1	1:07.227	+5.381	14:31:23.598
2	1:03.341	+1.495	14:32:26.939
3	1:02.921	+1.075	14:33:29.860
4	1:03.101	+1.255	14:34:32.961
5	1:02.872	+1.026	14:35:35.833
6	1:03.302	+1.456	14:36:39.135
7	1:02.291	+0.445	14:37:41.426
8	1:02.218	+0.372	14:38:43.644
9	1:02.694	+0.848	14:39:46.338
10	1:02.295	+0.449	14:40:48.633
11	1:01.846		14:41:50.479
12	1:02.321	+0.475	14:42:52.800
13	1:02.285	+0.439	14:43:55.085
14	1:02.167	+0.321	14:44:57.252
15	1:02.276	+0.430	14:45:59.528
16	1:03.433	+1.587	14:47:02.961
(485) CHARLENE BOUCHE			
1	1:07.418	+6.662	14:31:23.634
2	1:01.444	+0.688	14:32:25.078
3	1:02.753	+1.997	14:33:27.831
4	1:02.448	+1.692	14:34:30.279
5	1:01.682	+0.926	14:35:31.961
6	1:01.883	+1.127	14:36:33.844
7	1:01.363	+0.607	14:37:35.207
8	1:05.767	+5.011	14:38:40.974
9	1:00.764	+0.008	14:39:41.738
10	1:00.814	+0.058	14:40:42.552
11	1:00.756		14:41:43.308
12	1:11.749	+10.993	14:42:55.057
13	1:01.116	+0.360	14:43:56.173
14	1:01.373	+0.617	14:44:57.546
15	1:02.022	+1.266	14:45:59.568
16	1:03.398	+2.642	14:47:02.966
(418) MAXENCE LEFEBVRE			
1	1:02.418	+1.913	14:31:17.272
2	1:01.688	+1.183	14:32:18.960
3	1:01.240	+0.735	14:33:20.200
4	1:01.199	+0.694	14:34:21.399
5	1:01.044	+0.539	14:35:22.443
6	1:00.837	+0.332	14:36:23.280
7	1:00.885	+0.380	14:37:24.165
8	1:00.564	+0.059	14:38:24.729
9	1:00.672	+0.167	14:39:25.401
10	1:00.941	+0.436	14:40:26.342
11	1:00.505		14:41:26.847
12	1:00.669	+0.164	14:42:27.516
13	1:00.514	+0.009	14:43:28.030
14	1:00.775	+0.270	14:44:28.805
15	1:01.486	+0.981	14:45:30.291
(422) VALENTIN LEFEBVRE			
1	1:03.420	+2.245	14:31:19.381
2	1:01.929	+0.754	14:32:21.310
3	1:06.204	+5.029	14:33:27.514
4	1:02.381	+1.206	14:34:29.895
5	1:01.548	+0.373	14:35:31.443
6	1:02.156	+0.981	14:36:33.599
7	1:01.289	+0.114	14:37:34.888
8	1:01.536	+0.361	14:38:36.424
9	1:01.271	+0.096	14:39:37.695
10	1:01.785	+0.610	14:40:39.480
11	1:01.175		14:41:40.655

Tour	Tps/tour	Diff.	Temps du jour
12	1:01.841	+0.666	14:42:42.496
13	1:01.594	+0.419	14:43:44.090
14	1:01.720	+0.545	14:44:45.810
15	1:01.364	+0.189	14:45:47.174
(407) MATHIS THIERY			
1	1:11.072	+9.170	14:31:27.583
2	1:04.616	+2.714	14:32:32.199
3	1:02.871	+0.969	14:33:35.070
4	1:03.605	+1.703	14:34:38.675
5	1:01.973	+0.071	14:35:40.648
6	1:02.709	+0.807	14:36:43.357
7	1:11.059	+9.157	14:37:54.416
8	1:02.557	+0.655	14:38:56.973
9	1:02.267	+0.365	14:39:59.240
10	1:03.563	+1.661	14:41:02.803
11	1:01.913	+0.011	14:42:04.716
12	1:01.949	+0.047	14:43:06.665
13	1:02.259	+0.357	14:44:08.924
14	1:02.198	+0.296	14:45:11.122
15	1:01.902		14:46:13.024
(434) HUGO CHAZELLE			
1	1:07.458	+4.452	14:31:24.447
2	1:05.522	+2.516	14:32:29.969
3	1:04.294	+1.288	14:33:34.263
4	1:04.233	+1.227	14:34:38.496
5	1:04.359	+1.353	14:35:42.855
6	1:03.980	+0.974	14:36:46.835
7	1:03.680	+0.674	14:37:50.515
8	1:03.826	+0.820	14:38:54.341
9	1:04.456	+1.450	14:39:58.797
10	1:04.129	+1.123	14:41:02.926
11	1:03.656	+0.650	14:42:06.582
12	1:03.006		14:43:09.588
13	1:03.985	+0.979	14:44:13.573
14	1:03.765	+0.759	14:45:17.338
15	1:03.779	+0.773	14:46:21.117
(499) ALEX MATHIEU			
1	1:08.129	+5.070	14:31:25.294
2	1:06.205	+3.146	14:32:31.499
3	1:03.983	+0.924	14:33:35.482
4	1:03.769	+0.710	14:34:39.251
5	1:05.355	+2.296	14:35:44.606
6	1:03.059		14:36:47.665
7	1:03.659	+0.600	14:37:51.324
8	1:03.769	+0.710	14:38:55.093
9	1:03.985	+0.926	14:39:59.078
10	1:05.156	+2.097	14:41:04.234
11	1:03.260	+0.201	14:42:07.494
12	1:04.503	+1.444	14:43:11.997
(461) ALEXIS GRANDCLAUDE			
1	1:07.335	+3.818	14:31:24.356
2	1:04.679	+1.162	14:32:29.035
3	1:04.604	+1.087	14:33:33.639
4	1:04.847	+1.330	14:34:38.486
5	1:09.716	+6.199	14:35:48.202
6	1:04.470	+0.953	14:36:52.672
7	1:04.176	+0.659	14:37:56.848
8	1:04.347	+0.830	14:39:01.195
9	1:05.017	+1.500	14:40:06.212
10	1:03.517		14:41:09.729
11	1:04.453	+0.936	14:42:14.182

Tour	Tps/tour	Diff.	Temps du jour
(417) AURELIEN DUCROT			
1	1:01.845	+1.803	14:31:16.730
2	1:00.271	+0.229	14:32:17.001
3	1:00.560	+0.518	14:33:17.561
4	1:00.217	+0.175	14:34:17.778
5	1:00.042		14:35:17.820
6	1:00.867	+0.825	14:36:18.687
7	1:00.441	+0.399	14:37:19.128
8	1:00.239	+0.197	14:38:19.367
(450) ENZO LAVOINE			
1	1:08.195	+2.528	14:31:26.111
2	1:07.441	+1.774	14:32:33.552
3	1:06.365	+0.698	14:33:39.917
4	1:05.669	+0.002	14:34:45.586
5	1:05.864	+0.197	14:35:51.450
6	1:05.867	+0.200	14:36:57.317
7	1:05.667		14:38:02.984
8	1:05.800	+0.133	14:39:08.784
(494) OSCAR DAVIES			
1	1:10.642	+3.266	14:31:28.979
2	1:15.997	+8.621	14:32:44.976
3	1:07.716	+0.340	14:33:52.692
4	1:07.604	+0.228	14:35:00.296
5	1:07.376		14:36:07.672
(414) NOE SAGOT			
1	1:13.633	+8.009	14:31:31.887
2	1:07.044	+1.420	14:32:38.931
3	1:05.624		14:33:44.555
4	1:13.037	+7.413	14:34:57.592
(419) HUGO PETITJEAN			
1	1:07.806	+4.519	14:31:24.798
2	1:33.559	+30.272	14:32:58.357
3	1:04.280	+0.993	14:34:02.637
4	1:03.287		14:35:05.924
(471) QUENTIN REYNAUD			
1	1:09.434	+1.569	14:31:27.014
2	1:08.041	+0.176	14:32:35.055
3	1:07.865		14:33:42.920
(466) MAXIME LEROI			
1	1:03.266	+0.645	14:31:18.868
2	1:02.621		14:32:21.489
(455) ARTHUR JONNETTE			
1	1:02.410		14:31:17.386

SOUS RESERVE DE CONTROLE TECHNIQUE ET/OU FAITS SPORTIFS Orbits

Directeur de course : I FAISCA/Président du collège : A POTHEE
 Organisateur : ASK Mirecourt/Chrono : M COSTANZO
 LIVETIMING RESULTATS SPEEDHIVE APP (FREE APP)
 Imprimé : 13/04/2026 20:16:56



www.mylaps.com
 Licence pour: CIAO s.a.r.l
 Page 2/2

CHPT LKGE+BFC - Q2 SEPTFONTAINES

Tableau de tour


NATIONALE

CIRCUIT DE L'ENCLOS 1,200 km

FINALE

12/04/2026 14:20

Course (14:00 et 1 Tours) Démarré à 14:30:12



Pilotes	Tours	Tours																
		0	1	2	3	4	5	6	7	8	9	10	11	12	13	14	15	16
YANN GROSSE (456)	1	456	456	468	468	468	468	468	468	468	468	468	468	468	468	468	468	468
LUCAS DOILLON (468)	2	468	468	456	456	456	456	456	456	456	456	456	456	456	456	456	456	456
MAXENCE LEFEBVRE (418)	3	418	480	480	480	480	480	480	480	480	480	480	480	480	480	480	480	480
AURELIEN DUCROT (417)	4	417	417	417	417	417	417	417	417	426	426	426	426	426	426	426	426	426
ARTHUR JONNETTE (455)	5	455	418	418	418	426	426	426	426	426	418	418	418	418	418	418	425	425
ELIOTT LAMBERT-ROME (480)	6	480	455	460	460	418	418	418	418	418	425	425	425	425	425	425	418	401
FABIO ANGOTTA (460)	7	460	460	426	426	460	460	460	460	425	460	460	460	460	460	460	460	460
HUGO PARISATO (401)	8	401	466	425	425	425	425	425	425	460	401	401	401	401	401	401	401	451
MAEL GIRARDET (426)	9	426	401	422	401	401	401	401	401	451	451	451	451	451	451	451	451	433
MAXIME LEROI (466)	10	466	426	466	451	451	451	451	451	465	433	433	433	433	433	433	433	465
HUGO SEEMANN (479)	11	479	422	401	465	465	465	465	465	465	433	465	465	465	465	465	465	479
TONY CASTANIER (425)	12	425	425	451	433	433	433	433	433	433	479	422	422	422	422	422	422	481
LORENZO SAMBUR (451)	13	451	451	465	479	479	479	479	479	479	422	479	479	479	479	479	479	485
VALENTIN LEFEBVRE (422)	14	422	465	479	422	422	422	422	422	422	485	485	485	481	481	481	481	481
ELIAS EGGERT (433)	15	433	479	433	485	485	485	485	485	485	481	481	481	485	485	485	485	485
CHARLENE BOUCHE (485)	16	485	433	485	481	481	481	481	481	481	434	407	407	407	407	407	407	407
MATTHEW O'DWYER (465)	17	465	481	481	461	461	407	407	434	434	499	434	434	434	434	434	434	434
PHILIPPE MASSARD (481)	18	481	485	461	434	434	434	434	499	499	407	499	499	499	499	499	499	499
MATHIS THIERY (407)	19	407	461	434	407	407	499	499	407	407	461	461	461	461	461	461	461	461
HUGO CHAZELLE (434)	20	434	434	499	499	499	461	461	461	461	461	461	461	461	461	461	461	461
HUGO PETITJEAN (419)	21	419	419	407	450	450	450	450	450	450	450	450	450	450	450	450	450	450
ALEXIS GRANDCLAUDE (461)	22	461	499	450	471	414	494	494	494	494	494	494	494	494	494	494	494	494
ALEX MATHIEU (499)	23	499	450	471	414	494	494	494	494	494	494	494	494	494	494	494	494	494
QUENTIN REYNAUD (471)	24	471	471	414	494	419	419	419	419	419	419	419	419	419	419	419	419	419
ENZO LAVOINE (450)	25	450	407	494	419	419	419	419	419	419	419	419	419	419	419	419	419	419
NOE SAGOT (414)	26	414	494	419	419	419	419	419	419	419	419	419	419	419	419	419	419	419
OSCAR DAVIES (494)	27	494	414	414	414	414	414	414	414	414	414	414	414	414	414	414	414	414